



राष्ट्रीय परीक्षा एजेंसी
National Testing Agency

Excellence in Assessment



ज्ञान-विज्ञान विमुक्तये
University Grants Commission

COMMON UNIVERSITY ENTRANCE TEST (UNDERGRADUATE)

CUET (UG) – 2022



Information Bulletin

 www.nta.ac.in

REVISED



Aligarh Muslim University



Assam University



Babasaheb Bhimrao Ambedkar University



Banaras Hindu University



Central University of Andhra Pradesh



Central University of South Bihar



Central University of Gujarat



Central University of Haryana



Central University of Himachal Pradesh



Central University of Jammu



Central University of Jharkhand



Central University of Karnataka



Central University of Kashmir



Central University of Kerala



Central University of Odisha



Central University of Punjab



Central University of Rajasthan



Central University of Tamil Nadu



Dr. Harisingh Gaur Vishwa Vidyalya



Guru Ghasidas Vishwavidyalaya



Hemvati Nandan Bahuguna Garhwal University



Indira Gandhi National Tribal University



Jamia Milia Islamia



Jawaharlal Nehru University

NATIONAL TESTING AGENCY

Vision

The right candidates joining best institutions will give India her demographic dividend.

Mission

To improve equity and quality in education by administering research based valid, reliable, efficient, transparent, fair and international level assessments. The best subject matter experts, psychometricians and IT delivery and security professionals will ensure that the current gaps in existing assessment systems are properly identified and bridged.

Core Values

NTA will create a system which will promote teaching (by teachers), learning (by students) and assessment (by parents and institutions). NTA strongly believes in quality, efficiency, effectiveness, equity and security of assessments. To practice these values, NTA will constantly engage with its stakeholders, viz. students, parents, teachers, experts and partner institutions.

Index

CONTENT		PAGE NO.
List of Abbreviations		5
Important Information and Dates at a Glance		6-13
Chapter-1	INTRODUCTION	14-15
1.1	About National Testing Agency (NTA)	14
1.2	About Central Universities	14
1.3	About CUET (UG) - 2022	14
1.4	Role of NTA	15
Chapter-2	EXAMINATION SCHEME	16-18
2.1	Mode of Examination	16
2.2	Choice of Medium of Question Papers (QP)	16
2.3	Pattern of Examination	16
2.4	Tests / Subjects covered under CUET (UG) - 2022	16-17
2.5	Examination Scheme	17-18
2.6	Syllabus of Test	18
Chapter-3	Eligibility	19
3.1	Eligibility	19
Chapter-4	Reservation	20-22
4.1	Reservations	20
4.2	Provisions relating to persons with disability	21
4.3	Facilities for PwBD Candidates to appear in the Exam	21
4.4	Services of a Scribe	21-22
Chapter-5	Choice of Cities	23
Chapter-6	Admit Card	24
Chapter-7	Schedule of Examination	25-26
Chapter-8	Important Instructions for the Candidates	27-28
Chapter-9	Unfair Means Practices and breach of Examination Rules	29
9.1	Definition	29
9.2	Punishment for Using Unfair Means practices	29
9.3	Cancellation of Result	29

Chapter-10	Display of Answer Key for Challenge	30-31
10.1	Display of Answer Key Challenge	30
10.2	Display of Recorded Responses	30
10.3	Marking Scheme of Examination	30
10.4	Use of Scores of CUET (UG) - 2022 by other Organizations	31
Chapter-11	CUET (UG) - 2022 Score and Admissions	32
11.1	CUET (UG) - 2022 NTA Score	32
11.2	Re-evaluation/ Re-checking of Result	32
11.3	Admissions	32
Chapter-12	Test Practice Centres (TPCs)	33
Chapter-13	Common Services Centres/Facilitation Centres	34
Chapter 14	Miscellaneous	35
14.1	Query Redressal System (QRS)	35
14.2	Correspondence with NTA	35
14.3	Weeding Out Rules	35
14.4	Legal Jurisdiction	35

S. No.	Annexure No.	Particulars	Page No.
1	IA	Gen-EWS Certificate Format	36
2	IB	Declaration By The Candidate In Lieu Of Gen-EWS Certificate Format	37
3	IIA	OBC-NCL Certificate Format	38-39
4	IIB	Declaration By The Candidate In Lieu Of OBC-NCL Certificate Format	40
5	III	SC/ST Certificate Format	41
6	IV	Disability Certificate Form-PwBD (II)	42
7	V	Disability Certificate Form-PwBD (III)	43-44
8	VI	Disability Certificate Form-PwBD (IV)	45-46
9	VII	Disability Certificate Form-Dyslexic-1	47
10	VIII	Disability Certificate Form-Dyslexic-2	48
S. No.	Appendix No.	Particulars	Page No.
1.	I	List of Universities	49-50
2.	II	List of Languages/ Domain Specific Subjects/ General Test offered under CUET (UG) - 2022	51-52
3.	III	List of Examination Cities for CUET (UG) - 2022	53-59
4.	IV	Procedure for Online Payment of Fee and Helpline for Payment Related Queries	60-61
5.	V	Computer Based Test (CBT) Guidelines	62-65
6.	VI	NTA Test Practice Centres (TPCs)	66
7.	VII	Procedure to be adopted for compilation of NTA Score for Multi Session Papers	67-71
8.	VIII	Fields of Application Form	72-76
9.	IX	Replica of CUET (UG) - 2022	77-105

LIST OF ABBREVIATIONS

CBT	Computer Based Test
CU	Central University
CUET	Common University Entrance Test
EWS	Economically Weaker Section
GOI	Government of India
MCQ	Multiple Choice Question
MoE	Ministry of Education
NDA	Non-Disclosure Agreement (NDA)
NEGP	National e-Governance Plan (NeGP)
NTA	National Testing Agency
OBC-NCL	Other Backward Classes-Non Creamy Layer
PwBD	Persons with Disabilities
QRS	Query Redressal System
RPwBD	The Rights of Persons with Disabilities Act, 2016
SC	Scheduled Castes
ST	Scheduled Tribes
TPC	Test Practice Centre
UPI	Unified Payment Interface (UPI)
UR	Unreserved
UT	Union Territory
UI	Under Graduate/Integrated
VLE	Village level Entrepreneur

IMPORTANT INFORMATION AND DATES AT A GLANCE

(Please refer to Information Bulletin/ University(ies) Websites for details)

Important Dates and Fee Details for Common University Entrance Test (UG) - 2022:

Common University Entrance Test (CUET (UG) – 2022) will be conducted in 13 mediums across India for admission into the Undergraduate Programmes in Computer Based Test (CBT) mode for all the Central Universities (CUs) in India for the academic year 2022-23.

Events	Details
Online submission of Application Form	06 April to 06 May, 2022 (up to 5:00 pm)
Last date of successful transaction of Examination Fee	06 May, 2022 (up to 11:50 pm)
Correction in the particulars of Application Form on Website only	To be announced later on the website
Downloading of Admit Card from NTA Website	To be announced later on the website
Date(s) of Examination	First and second week of July, 2022
Duration of Examination	Slot 1: *195 minutes (3:15 hours) Slot 2: *225 minutes (3:45 hours)
Timing of Examination	Slot 1: 09.00 AM to 12.15 PM (IST) Slot 2: 03.00 PM to 06.45 PM (IST)
Centre, Date, Tests/Subjects and timing of Examination	As indicated on the Admit Card
Display of Recorded Responses and Provisional Answer Keys on the Website	To be announced later on the website
Declaration of Result on the NTA Website	To be announced later on the website
Website(s)	https://cuet.samarth.ac.in/ , www.nta.ac.in

**Assuming the candidate takes all the offered sections/ sub sections in the given slot.*

Slot: Timing of Examination	Fee Payable by candidates (CUET (UG) - 2022) in INR [@]				
	No. of Tests/ Subjects	UG/UI and Part time Programmes			Centres Out Side India
		Centres in India			
		General (Unreserved)	OBC (NCL)*/ EWS**	SC/ST/ Third gender/ PwBD	
Slot-1 : 09.00 a.m. to 12.15 p.m. (IST)	Upto 4	₹ 650/-	₹ 600/-	₹ 550/-	₹ 3000/-
Slot-2 : 03.00 p.m. to 06.45 p.m. (IST)	Upto 5	₹ 650/-	₹ 600/-	₹ 550/-	₹ 3000/-
[@] Processing charges and Goods & Service Taxes (GST) are to be paid by the candidate, as applicable.					

**Other Backward Classes-Non Creamy Layer as per the central list of Other Backward Classes available on National Commission for Backward Classes (NCBC), Government of India website www.ncbc.nic.in. Only the candidates falling in this list may mention OBC in the Category Column. State list OBC candidates who are not in OBC-NCL (Central List) must choose General/Unreserved.*

***As per the OM No. 20013/01/2018-BC-II dated 17 January 2019, issued by the Ministry of Social Justice and Empowerment and the OM No. 12-4/2019-U1 dated 17.01.2019 of MHRD Department of Higher Education regarding implementation of reservation for Economically*

Weaker Section (EWS) for admission in Central Educational Institutions.

Broad features of CUET (UG) - 2022 are as follows:

Sections	Subjects/ Tests	Questions to be Attempted	Question Type	Duration
Section IA - Languages	There are 13 different languages. Any of these languages may be chosen.	40 questions out of 50 in each language	Language to be tested through Reading Comprehension (based on different types of passages–Factual, Literary and Narrative, [Literary Aptitude and Vocabulary] MCQ Based Questions	45 Minutes for each language
Section IB - Languages	There are 20 Languages. Any other language apart from those offered in Section I A may be chosen.			
Section II - Domain	There are 27 Domains specific Subjects being offered under this Section. A candidate may choose a maximum of Six (06) Domains as desired by the applicable University/ Universities.	40 questions out of 50 in each subject	<ul style="list-style-type: none"> • Input text can be used for MCQ Based Questions • MCQs based on syllabus given on NTA website 	45 Minutes for each Domain Specific Subjects
Section III- General Test	For any such undergraduate programme/ programmes being offered by Universities where a General Test is being used for admission.	60 questions out of 75	<ul style="list-style-type: none"> • Input text can be used for MCQ Based Questions • General Knowledge, Current Affairs, General Mental Ability, Numerical Ability, Quantitative Reasoning (Simple application of basic mathematical concepts arithmetic/algebra geometry/mensuration /stat taught till Grade 8), Logical and Analytical Reasoning 	60 Minutes

Candidates are requested to fill in the Application Form very carefully.

- (a) The fee can be submitted only online through Net Banking/Credit Card/Debit Card/UPI, or Paytm Services. Processing charges and GST as applicable are chargeable from the candidate (in addition to the examination fee) by the concerned Bank/Payment Gateway Integrator. For details/procedure, please see **Appendix-IV**.
- (b) The Confirmation Page of the online Application Form will be generated only after successful payment of the fee by the Candidate. In case the Confirmation Page is not

generated after payment of fee, then the candidate may have to approach the concerned Bank/Payment Gateway (in the helpline numbers and email given in **Appendix-IV** for ensuring the successful payment or for obtain the refund of duplicate /multiple payments.

1. Candidates must read carefully the Instructions (including how to fill up the Application Form online) given in the Information Bulletin available on the NTA Website. Candidates not complying with the instructions shall be summarily disqualified.
2. Candidates should apply for **CUET (UG) - 2022 through the “Online” mode only. The Application Form in any other mode will not be accepted.**
3. Submission of Application Form could be made by the candidate online through the NTA website: <https://cuet.samarth.ac.in/>
4. **Instructions for filling Online Application Form:**

- ❖ Before starting to fill the application form candidates are advised to read the Prospectus displayed on the website of the University/ies where admission is sought and be clear about the courses offered by them, seats available, eligibility as regards age, passing/appearing in qualifying exam, minimum marks in the qualifying exam, relaxation thereof, reservation, admission procedure, etc before applying for the CUET-UG 2022, as Universities have their own specific requirements for admission to specified courses. NTA will not entertain the corrections sent by the candidate through Post/Fax/WhatsApp/E-mail/by Hand.
- ❖ Download **Information Bulletin and Replica of Application Form**. Read these carefully to ensure your eligibility

❖ **Follow the steps given below to Apply Online:**

Step 1: Registration Form:

Register for the Online Application Form and note down the system-generated Application Number. The candidate should supply the required details while filling the Online Application Form and is also required to create PASSWORD and choose Security Question and enter his/her Answer. After successful submission of the personal details, an Application number will be generated and it will be used to complete the remaining Steps of the Application Form and will also be required for all future reference/correspondence. For subsequent logins, the candidate will be able to login directly with the respective system-generated **Application Number** and created **Password**.

Step 2: Application Form:

The Candidates can log in with the system-generated Application Number and pre-created Password for completing the Application Form including filling up personal details, providing the details of educational qualification, university/ programme selection, test paper details, choosing the Examination Cities, and uploading the images and documents (if any)

Upload Scanned Images of Candidate’s Photograph, Signature, and Category Certificate (if applicable), and PwBD Certificate (wherever

applicable):

- i. **The recent photograph should be either in colour or black & white with 80% face (without mask) visible including ears against a white background.**
- ii. Scanned photograph and signature should be in JPG/JPEG format (clearly legible).
- iii. The size of the scanned photograph should be between **10 kb to 200 kb** (clearly legible).
- iv. The size of the scanned signature should be between **4 kb to 30 kb** (clearly legible).
- v. The size of the scanned copy of the Category certificate (SC/ST/OBC/EWS etc.) should be between **50kb to 300kb** in pdf (clearly legible).
- vi. *The size of the scanned copy of the PwBD certificate should be between **50 kb to 300 kb** in pdf (clearly legible)

[Note: The Candidate has to upload only his/her own photograph, signature, and certificate(s) as mentioned above (and not of anybody else) in a correct/proper manner. In case, it is found at any time in the future that the Candidate has used/uploaded the photograph, signature, and certificate(s) of someone else in his/her Application Form, or *he/she has tampered his/her Admit Card/Result/Scorecard, these acts of the candidate shall be treated as Unfair Means (UFM) Practices and he/she shall be proceeded with the actions as contemplated under the provisions of the Information Bulletin relating to Unfair Means Practices.*

Please check your photograph and signature before submission of the Application Form. In case the photograph or signature is blurred or not visible to identify the identity of the candidate then, the application will be rejected and no option for correction or revision will be permitted.

Step 3: Fee Payment:

After completing Step 1 and Step 2, the candidates have to pay the requisite examination fee. The fee can be submitted only online through Net Banking, Credit Card, Debit Card, UPI, or Paytm Services. Processing charges and GST as applicable are chargeable to the candidate (in addition to the examination fee) by the concerned Bank/Payment Gateway Integrator.

The Confirmation Page of the online Application Form will be generated only after successful payment by the Candidate. In case the Confirmation Page is not generated after payment of fee, then the candidate may have to approach the concerned Bank/Payment Gateway (in the helpline number and e-mail given in the Information Bulletin) for ensuring the successful payment or for obtaining the refund of duplicate/multiple payments].

- ❖ **Download, save and print a copy of the Confirmation Page of the Application Form** (which would be downloadable only after successful remittance of fee) for future reference.
 - ❖ **All 3 Steps** can be done together or at separate timings. The submission of the Application of a candidate could be considered as successful and his/her candidature would be confirmed only on the successful transaction/receipt of the prescribed application fee from him/her.
5. Candidates shall ensure that the information entered by them in their respective online Application Form is correct.
 6. Information provided by the candidates in their respective online Application Forms, like the Name of the Candidate, Contact Details, Address Details, Category, Gender, PwBD Status, Educational Qualification Details, Date of Birth, Choice of Exam cities, etc. will be treated as final. Any request for change in such particulars will not be considered by NTA under any circumstances.
 7. ***All candidates must ensure that they have provided the correct e-mail address and mobile number.***
 8. Candidates must ensure that their email address and mobile number to be registered in their online Application Form are their own, as relevant/important information/communication will be sent by NTA through e-mail on the registered mail address and/or through SMS on the registered mobile number only. NTA shall not be responsible for any non-communication /miscommunication with a candidate in the email address or mobile number given by him/her other than his/her own.
 9. *NTA does not edit/modify/alter any information entered by the candidates after completion of the application process under any circumstances. Any request for change in information thereafter will not be entertained. Therefore, candidates are advised to exercise utmost caution before filling up the correct details in the Application Form.*
 10. *NTA disclaims any liability that may arise to a candidate(s) due to incorrect information provided by him/her in his/her online Application Form.*
 11. ***Candidates are advised to visit the NTA Website(www.nta.ac.in) and check their e-mails regularly for the latest updates.***
 12. Candidates shall appear at their own cost at the Examination Centre on the date, shift, and time indicated on their Admit Cards issued by the NTA in due course through its Website.

Note:

- i. *The final submission of the Online Application Form will remain incomplete if **Step 3** is not complete. Such forms will stand rejected and no correspondence on this account will be entertained.*
- ii. *The entire application process for **CUET (UG) - 2022** is online, including uploading of scanned images/documents, payment of fees, and printing of Confirmation Page, Admit Card, etc. **Therefore, candidates are not required to send/submit any document(s) including Confirmation Page to NTA through Post/ Fax/WhatsApp/Email/by Hand.***

iii. *NTA is facilitating all candidates with an additional platform of Umang and DigiLocker to download their documents like Confirmation Page, Admit Card, Score Cards, etc. Instruction will be provided in subsequent phases. Candidates are advised to visit the NTA Website and check their e-mails regularly for the latest updates.*

iv. ***Usage of Data and Information:***

NTA/Government of India can use the data provided by the End Users (test taker in this case) for the training, research and development, analysis, and other permissible purposes (s).

v. *Candidates will also be required to indicate in their application form the name/s of the courses opted by them and the name/s of the University/ies where admission will be sought by them, so that their data can be shared by NTA with the respective University/ies, if required, at a later date, to facilitate the process of their admission there. Hence, candidate/s are advised to exercise care while filling the application form.*

vi. *Candidates are advised to fill only one Application Form and to take utmost care while filling out the mobile number and e-mail address. Candidates are also advised to use the mobile number and email address that are accessible to them such as of their parent/ guardian. One mobile number and email address can be used for one Application Form only. However in case of twins one mobile can be used for two candidates.*

Note:

1. All Candidates shall ensure that the information (like his/her name, mother's name, father's name, gender, date of birth, category, PwBD status, mobile number, e-mail address, photograph and signature, choice of cities for exam Centre, etc.) provided by them in their online Application Form is correct and of their own.
2. **Candidates are advised to read the Prospectus displayed on the website of the University/ies where admission is sought and be clear about the courses offered by them, seats available, eligibility as regards to age, passing/appearing in qualifying exam, minimum marks in the qualifying exam, relaxation thereof, reservation, admission procedure, etc applicable and be clear before applying for the CUET-UG 2022, as Universities have their own specific requirements for admission to specified courses. NTA will not entertain the corrections sent by the candidate through Post/Fax/WhatsApp/E-mail/by Hand.**
3. In case it is found at any time in the future that the Candidate has used/uploaded the photograph, signature, and certificate(s) of someone else in his/ her Application Form/Admit Card or he/she has tampered with his/her Admit Card/result, it would be treated as Unfair Means (UFM) Practices on his/her part and the actions will be taken under the provisions of Unfair Means Practices, as detailed in the Information Bulletin.
4. **Candidates are NOT allowed to carry Instruments, Geometry or Pencil box, Handbag, Purse, any kind of Paper/ Stationery/ Textual material (printed or written material), Eatables and Water (loose or packed), Mobile Phone/ Earphone/ Microphone/ Pager, Calculator, DocuPen, Slide Rules, Log Tables, Camera, Tape Recorder, Electronic Watches with facilities of calculator, any metallic item or electronic gadgets/ devices in the Examination Hall/Room.**
5. **Candidates are advised to keep visiting the NTA website and University (ies) website(s) (in which candidate is applying) for the latest updates/public notices/notifications/announcements regarding the CUET (UG) - 2022 .**

For any queries/ clarifications, candidates can also Email / call at the NTA Helpdesk:

Email ID	cuet-ug@nta.ac.in
Contact Number	011- 40759000 / 011-69227700

Brief Advisory regarding COVID-19 Pandemic:

Candidates are advised to carry only the following with them into the examination venue:

- i. Admit card along with Self Declaration (Undertaking) downloaded from the NTA Website (a clear printout on A4 size paper) duly filled in**
- ii. A simple transparent Ball Point Pen**
- iii. Additional photograph (same as uploaded on the Online Application Form) to be pasted on the attendance sheet in examination Room/ Hall.**
- iv. Any one of the authorized photo IDs (must be original, valid, and non-expired) – School Identity Card/ PAN card/ Driving License/ Voter ID/ Passport/ Aadhaar Card (With photograph)/E-Aadhaar with photograph/ Ration Card with photograph/ Class 12 Board Admit Card with photograph/ Bank Passbook with Photograph.**
- v. PwBD certificate issued by the authorized medical officer, if claiming the relaxation under PwBD category**
- vi. Personal hand sanitizer (50 ml)**
- vii. Personal transparent water bottle**
- viii. Sugar tablets/fruits (like banana/apple/orange) in case the candidate is diabetic.**

CHAPTER – 1 INTRODUCTION

1.1. About National Testing Agency (NTA)

The Ministry of Education (MoE), Government of India (GoI) has established the National Testing Agency (NTA) as an independent, autonomous, and self-sustained premier testing organization under the Societies Registration Act (1860) for conducting efficient, transparent, and international standardized tests in order to assess the competency of candidates for admission to premier higher education institutions with a mission to improve equity and quality in education by developing and administering research-based valid, reliable, efficient, transparent, fair and international level assessments.

NTA has created a system that is promoting teaching (by teachers), learning (by students), and assessment (by parents and institutions). NTA strongly believes in the quality, efficiency, effectiveness, equity, and security of assessments. To practice these values, NTA is constantly engaging with its stakeholders, viz. students, parents, teachers, experts, and partner institutions.

The objectives of NTA, *inter alia*, include:

1. To conduct efficient, transparent, and international standardized tests in order to assess the competency of candidates for admission.
2. To undertake research on educational, professional, and testing systems to identify gaps in the knowledge systems and take steps for bridging them.
3. To produce and disseminate information and research on education and professional development standards.

National Testing Agency has been entrusted with the responsibility of conducting the Common University Entrance Test (UG) for admission into the Undergraduate programmes/ courses for all the Central Universities (CUs) for the academic session 2022-2023.

1.2. About Central Universities (CUs)

Central Universities or Union Universities in India are established by an Act of Parliament and are under the purview of the Department of Higher Education in the Ministry of Education. In general, Universities in India are recognized by the University Grants Commission (UGC), which draws its power from the University Grants Commission Act, 1956. In addition, 15 Professional Councils are established, controlling different aspects of accreditation and coordination. Central universities, in addition, are covered by the Central Universities Act, 2009, which regulates their purpose, powers, governance, etc.

1.3. About Common University Entrance Test (CUET (UG) - 2022)

The Common University Entrance Test (CUET) is being introduced for admission into all UG Programmes in all Central Universities for academic session 2022-23 under the Ministry of Education, (MoE). The Common University Entrance Test (CUET) will provide a common platform and equal opportunities to candidates across the country, especially those from rural and other remote areas and help establish better connect with the Universities. A single Examination will enable the Candidates to cover a wide outreach and be part of the admissions process to various Central Universities.

List of Universities alongwith Programmes/ Courses offered and their Eligibility Criteria is given at **Appendix 1**.

1.4. Role of NTA

The Role of NTA is confined to registration of candidates, conduct of the test, hosting of answer key, inviting challenges, finalising answer keys, preparing and declaring result and hosting Score Card.

Merit list will be prepared by participating Universities/ organisations. Universities may conduct their individual counselling on the basis of the score card of CUET (UG)-2022 provided by NTA.

The letters/e-mails/grievances/queries/RTI applications/Court cases pertaining to admission related matters/procedures will not be entertained by NTA. The same may be addressed to the concerned University.

CHAPTER – 2

EXAMINATION SCHEME

2.1. Mode of Examination:

CUET (UG) - 2022 will be conducted in Computer Based Test (CBT) mode.

2.2. Medium of Examination:

The Tests (other than “Language” Test) are offered in 13 languages i.e. Assamese, Bengali, English, Gujarati, Hindi, Kannada, Malayalam, Marathi, Odiya, Punjabi, Tamil, Telugu and Urdu.

A candidate is required to opt for one of the specified languages as the medium of the paper, as per desired University’s eligibility criteria, while applying.

The question paper in respect of the Domain Specific Subjects and the General Test, will be bi-lingual, i.e., it will be in the medium (one of the 13 languages) opted by the candidate and in English.

In case of any discrepancy in translation, English version shall prevail except “Language” Tests (Section 1A & 1B).

Medium is not the same as the “Language” opted as a component of the test. “Language” test is for assessing the proficiency/skills of the candidate in the Language opted by him/her and the question paper in respect of the same will be available to the candidate in the medium opted by him/her only. The Question Paper of the “Language” Test will not be bi-lingual.

Questions in the “Language” Test, are not translation of the questions in English. They are unique/ specific to the language opted and have to be answered accordingly.

2.3. Pattern of Question Paper:

Objective type Multiple Choice Questions (MCQs).

2.4. Tests Design:

There are three Sections in the design of the test:

- **Section IA** - 13 Languages (As a medium and “Language”)
- **Section IB** - 20 Languages
- **Section II** - 27 Domain Specific Subjects
- **Section III** - General Test

A candidate has the option to choose any Language/Domain specific Subjects/ General Test or a combination there of as may be required for admission to specified course/s of the desired University/ies while applying.

It is not mandatory to choose any one or more of the Tests/Subjects stated above. The choice of Tests/Subjects would depend on the course/s opted by the candidate and the University/ies where admission is sought.

Examination Slots are scheduled with a combination of Sections stated above.

List of Languages, Domain Specific Subjects and General Test covered is given in Appendix II.

Note:

(a) A Candidate can take maximum of 09 Tests in following manner :

- ❖ Maximum of 02 languages from Section IA and Section IB taken together, maximum of 06 Domain Subjects from Section II and General Test from Section III.

OR

- ❖ Maximum of 03 languages from Section IA and Section IB taken together, maximum of 05 Domain Subjects from Section II and General Test from Section III.

(b) Considering that candidates from different States/Boards would be applying for CUET (UG)-2022, NTA has decided to provide choice in all Sections of question papers, however, the total number of questions to be attempted will remain the same.

(c) For choosing Languages, domain specific Subjects and General Test the Candidate **MUST** refer to requirements of his/her intended University as choices should match the requirements of the University.

2.5. Examination Scheme:

Examination will be conducted on multiple days in two slots per day as given below:

Slot	Slot 1	Slot 2
Timing of Examination	09.00 a.m. to 12.15 p.m. (IST)	03.00 p.m. to 06.45 p.m. (IST)
Duration of Examination*	45 or 60 Minutes to 195 Minutes*	45 Minutes to 225 Minutes*
<p><i>* Assuming the candidate takes all the offered Sections in the given slot.</i></p> <p><i>Note: Compensatory time for PwBD Candidates of 15 minutes for 45 minutes examination and 20 minutes for one-hour examination</i></p>		

Note :

Examination will be conducted in two or more slots on different days depending on the subjects/ test taken by the candidates.

2. In Slot 1 which will be held in morning shift a candidate may take upto 4 tests only (One Language from Section IA, maximum of two domain specific Subjects from Section II and One General Test from Section III)

3. In Slot 2 which will be held in the afternoon shift a candidate can take upto 5 tests as follows:

- One Language from Section IA & IB and maximum of four domain specific Subjects from Section II.

OR

- Two Languages from Section IA & IB and maximum of three domain specific Subjects from Section II.

4. Combining Slot 1 and Slot 2 together, a candidate may take maximum 09 Tests.
Detailed Examination Schedule is given in Chapter 7.

2.6. Syllabus of Test:

Syllabus	Section IA & IB: Language to be tested through Reading Comprehension (based on different types of passages–Factual, Literary and Narrative, [Literary Aptitude and Vocabulary]).
	Section II : As given on NTA website https://cuet.samarth.ac.in .
	Section III : General Knowledge, Current Affairs, General Mental Ability, Numerical Ability, Quantitative Reasoning (Simple application of basic mathematical concepts arithmetic/algebra geometry/mensuration/stat taught till Grade 8), Logical and Analytical Reasoning

The syllabus for domain specific subjects will be available on NTA website
<https://cuet.samarth.ac.in>.

CHAPTER – 3

ELIGIBILITY

3.1. Eligibility

For appearing in the CUET (UG) - 2022, there **is no age limit** for the candidates. The candidates who have passed the class 12th /equivalent examination or are appearing in 2022 irrespective of their age can appear in CUET (UG) - 2022 examination. ***However, the candidates will be required to fulfill the age criteria (if any) of the University (ies) in which they are desirous of taking admission.***

Note:

1. For admission in Universities through CUET (UG) - 2022 , the existing policies regarding quota, category, relaxation, reservations, qualification, subject combinations, preferences etc. of the respective University shall be applicable.
2. As the eligibility criteria for admission may be unique for every University, the candidates are advised to visit the University website to which they are applying for their respective programs.
3. Candidates are advised to satisfy themselves before applying that they possess the eligibility criteria laid down by the University they are applying to.
4. Mere appearance in the Entrance Test or securing pass marks at the test does not entitle a candidate to be considered for admission to the Programme unless he/she fulfils the Programme wise eligibility conditions of the University they are applying to.

CHAPTER – 4 RESERVATIONS

4.1. Indian nationals belonging to certain categories are admitted under the seats reserved for them in accordance with the rules prescribed by the Government of India.

However, *in the case of the Central Universities, the reservation policy of the respective University shall be applicable.*

4.1.1. For Candidates claiming to the GEN-EWS category

GEN-EWS certificate (**Annexure-IA**) needs to be uploaded in the Online Application Form of CUET (UG) - 2022 which should have been issued on or after **01 January 2022** in consonance with the latest guidelines of the Government of India.

If any GEN-EWS candidate fails to submit the GEN-EWS certificate (issued on or after 01 January 2022) at the time of online registration, the candidate has to upload a declaration [Declaration in Lieu of Gen-EWS Certificate at **Annexure-IB**] to that effect (Reference: **No.F.No.20013/01/2018-BC-II**).

4.1.2. For Candidates claiming to the OBC-NCL category

OBC-NCL certificate (**Annexure-IIA**) needs to be uploaded in the Online Application Form of CUET (UG) - 2022 which should have been issued on or after **01 January 2022**, in consonance with the latest guidelines of the Government of India.

If any OBC-NCL candidate fails to upload the OBC- NCL certificate (issued on or after 01 January 2022) at the time of online registration, the candidate has to upload a declaration [Declaration in Lieu of OBC-NCL Certificate as per **Annexure-IIB**] to that effect. Visit <http://www.ncbc.nic.in> for the latest guidelines and updates on the Central List of State-wise OBCs.

4.1.3. For Candidates claiming to the SC or ST category

Caste (for SC) or tribe (for ST) certificate (**Annexure-III**) needs to be uploaded in the Online Application Form of CUET UG - 2022, as per the latest guidelines of the Government of India.

4.1.4. For Candidates claiming to the PwBD category

- Physical Disability certificate (Unique Disability Identification (UDID) Certificate or **Annexure-IV (Form-PwBD(II))**/ **Annexure-V (Form-PwBD(III))**/ **Annexure-VI (Form-PwBD(IV))**), whichever is applicable, issued by the notified medical authority needs to be uploaded in the Online Application Form of CUET (UG) - 2022 .
- Dyslexic candidates need to submit **Annexure-VII (Form-DYSLEXIC-1)** and **Annexure-VIII (Form-DYSLEXIC 2)** instead of Annexure-IV (Form-PwBD(II))/Annexure-V (Form-PwBD(III))/Annexure-VI (Form-PwBD(IV)). The certificate must mention 'SEVERE' under the Dyslexia category to enable the

candidate to get the benefit of the PwBD category.

- In this case, both **Annexure-VII (Form-DYSLEXIC-1)** and **Annexure-VIII (Form-DYSLEXIC-2)** must be merged in a single pdf file to upload in the Online Application Form of CUET (UG) - 2022 .

In the case of the Institutes run/aided/recognized by State Governments, the reservation policy of the respective State Governments shall be applicable.

4.2. Provisions relating to Persons with Disability (PwBD):

As per Section 2(t) of the RPwBD Act, “Persons with Disability (PwBD)” means a person with long-term physical, mental, intellectual, or sensory impairment which, in interaction with barriers, hinders his full and effective participation in society equally with others.

According to Section 2(r) of the RPwBD Act, 2016, “*persons with benchmark disabilities*” means a **person with not less than forty percent (40%) of a specified disability** where specified disability has not been defined in measurable terms and includes a person with disability where specified disability has been defined in measurable terms, as certified by the certifying authority.

4.3. Facilities for PwBD candidates to appear in the exam

As per the guidelines issued by the Department of Empowerment of Persons with Disabilities (Divyangjan) under the Ministry of Social Justice and Empowerment issued from time to time on the subject: “Written Examination for Persons with Benchmark Disabilities”, A candidate with one of the benchmark disabilities [as defined in Section 2(r) of RPwBD Act, 2016], holding a Disability Certificate in the format prescribed in **Annexure-IV (Form-PwBD(II))/Annexure-V (Form-PwBD(III))/Annexure-VI (Form-PwBD(IV)) or Annexure-VII (Form-DYSLEXIC-1) and Annexure-VIII (Form-DYSLEXIC 2)**, is entitled to the following facilities:

- The facility of Scribe*, in case he/she has a **physical limitation and a scribe is essential to write the examination on his/her behalf**, being so certified in the aforesaid format by a CMO/Civil Surgeon/ Medical Superintendent of a Government Health Care Institution.
- Compensatory time for PwBD Candidates, who are eligible for Scribe (whether such candidate uses the facility of Scribe or not) of 15 minutes for 45 minutes examination and 20 minutes for one-hour examination, as per Government Guidelines.***

4.4. Services of a Scribe

As per the office memorandum of the Ministry of Social Justice and Empowerment (Reference: **F.No. 34-02/2015-DD-III dated August 29, 2018**), the PwBD candidates who are visually impaired OR dyslexic (severe) OR have a disability in the upper limbs OR have lost fingers/hands thereby preventing them from properly operating the Computer Based Test platform may avail the services of a scribe (amanuensis).

The scribe will help the Candidate in reading the questions and/or keying in the answers as per

the directions of the Candidate. A scribe will NEITHER explain the questions NOR suggest any solutions.

PwBD candidates who desire to avail the services of a scribe need to opt for this during the online registration of CUET (UG) - 2022 . A copy of the PwBD certificate (**Form-PwBD [II/III/IV, whichever is applicable]**) OR a copy of the certificates of Dyslexic Candidate (**Form- DYSLEXIC 1 and DYSLEXIC 2**), whichever is applicable, must be uploaded at the time of online registration for CUET UG - 2022. The formats for the PwBD/Dyslexia certificate are given in **Annexure-IV (Form-PwBD(II))/Annexure-V (Form PwBD(III))/Annexure-IV (Form-PwBD(IV))/Annexure-VII (Form-DYSLEXIC 1) and Annexure-VIII (Form-DYSLEXIC 2)**, whichever is applicable]

It is to be noted that the Scribe will be provided by the National Testing Agency only. The candidates will NOT be allowed to bring his/her own scribe.

If it is found at any stage that a candidate has availed the services of a scribe and/or availed the compensatory time, but does not possess the extent of disability that warrants the use of a scribe and/or grant of compensatory time, the candidate will be excluded from the process of evaluation, ranking, counseling, and admission. In case such a candidate has already been admitted to any Institution, the admission of the candidate will be cancelled.

Candidates must note that the benefit of reservation will be given to them subject to verification of documents. If it is discovered at any stage that a candidate has used a false/fake/incorrect document, or has furnished false, incorrect, or incomplete information, in order to avail the benefit of reservation, then such a candidate shall be excluded from all admission processes. In case such a candidate has already been given admission, the admission shall stand cancelled.

Note:

1. The minimum degree of disability should be **40% (Benchmark Disability)** in order to be eligible for availing reservation for persons with specified disability.
2. The extent of “specified disability” in a person shall be assessed in accordance with the “Guidelines for the purpose of assessing the extent of specified disability in a person included under the **Rights of Persons with Disabilities Act, 2016 (49 of 2016)**” notified in the Gazette of India by the Ministry of Social Justice and Empowerment [Department of Empowerment of Persons with Disabilities (Divyangjan)] on 4 January 2018.
3. No change in the category will be entertained after the last date specified by NTA for CUET (UG) - 2022 Registration.

Note: For admission in Universities through CUET (UG) 2022, the existing policies regarding reservations, relaxation, quota, category, qualification, subject combinations, preferences etc. of the respective University shall be applicable.

The NTA does not entertain any change in the category or sub-category (PwBD status) after the submission of the Online Application Form, and in any case, no change will be entertained by NTA after the declaration of NTA Score for CUET (UG) 2022. The category/sub-category (PwBD status) entered in the CUET (UG) 2022 Application Form by the candidate will be used for the CUET (UG) 2022. Therefore, the candidates are advised to fill in the category/sub-category column very carefully.

CHAPTER – 5 CHOICE OF CITIES

The Cities where the CUET (UG) - 2022 will be conducted are given in **Appendix III**. While applying, candidates have to **select any four cities of their choice**. Efforts will be made to allot the city of examination to the candidates in the order of preference opted by them in their online Application Form. **However, due to administrative/logistic reasons, a different city can be allotted.**

Choice of Centre Cities will be limited to the State of Permanent Address or State of Present Address only.

In case, there are very few candidates from a City, the NTA reserves the right to merge one, two, or more cities.

The decision of the NTA regarding the allotment of the City/Centre shall be final. No further correspondence or request shall be entertained in this regard.

CHAPTER –6 ADMIT CARD

e-Admit Card

The e-Admit Card would be issued provisionally to the candidates through the NTA website: <https://cuet.samarth.ac.in/>, subject to the fulfillment of the eligibility conditions and receipt of the prescribed application fee by NTA.

The candidate has to download the Admit Card from the NTA website. The candidate will appear in the examination at the given Centre on the date and shift/timing as indicated in his/her e-Admit Card.

No candidate will be allowed to appear at the examination Centre, on the date and shift/time other than that allotted to him/her in his/her Admit Card.

In case a candidate is unable to download his/her Admit Card from the website, he/she should approach the NTA Help Line Number: **011-40759000 or 011-69227700 between 10.00 am and 5.00 pm.**

The candidates are advised to read the instructions on the Admit Card carefully and strictly follow them during the examination.

In case of any discrepancy in the particulars of the candidate or his/her photograph and signature shown in the e-Admit Card and Confirmation Page, the candidate may immediately **approach the NTA Help Line between 10.00 a.m. and 5.00 p.m. In such a case, the candidate would appear in the examination with the already downloaded Admit Card. However, NTA will take necessary action to make corrections in the record later.**

The date of downloading the Admit Card for the exam will be announced on the NTA website (<https://cuet.samarth.ac.in/>)

Note:

- a. *The Candidates may please note that Admit Cards will not be sent by post.*
- b. *In no case, the duplicate Admit Card for Common University Entrance Test 2022 would be issued at the Examination Centres.*
- c. *The candidates must not mutilate the Admit Card or change any entry made therein.*
- d. *Candidates are advised to preserve their Admit Cards in good condition for future reference.*
- e. *No Admit Card shall be issued to the candidates whose applications are found to be incomplete for any reasons (including indistinct/ doubtful photographs/unsigned Applications) or who do not fulfill the eligibility criteria for the examination.*
- f. *Issue of Admit Cards, however, shall not necessarily mean acceptance of eligibility which shall be further scrutinized at subsequent stages of the admission process.*

CHAPTER – 7
SCHEDULE OF EXAMINATION

Date of Examination	First and second week of July, 2022	
Mode of Examination	“Computer Based Test (CBT)” mode	
Slot	Slot 1	Slot 2
Timing of Examination	09.00 a.m. to 12.15 p.m. (IST)	03.00 p.m. to 06.45 p.m. (IST)
Duration of Examination	For 3 Hours 15 Minutes*	For 3 Hours 45 Minutes*
<p><i>*Assuming the candidate takes all the offered sections/ sub sections in the given shift.</i> <i>Note: Compensatory time for PwBD Candidates, who are eligible for Scribe (whether such candidate uses the facility of Scribe or not) of 15 minutes for 45 minutes examination and 20 minutes for one-hour examination will be extended as per Govt. Guidelines. Such extra time will be extended test wise and not in the aggregate duration of the morning/afternoon slot.</i></p>		
Entry in the Examination Centre/Hall/Room, frisking, biometric registration/ record of manual attendance by Invigilator, document verification/cross-checking of Admit Card, signature, and photo match to be completed by Invigilator, etc. Instructions by the Invigilator(s)	07.00 a.m. to 08.30 a.m.	01.00 p.m. to 02.30 p.m.
	08.30 a.m. to 08.50 a.m.	02.30 p.m. to 02.50 p.m.
Candidates log in to read instructions	08.50 a.m.	02.50 p.m.
Test Commences	9.00 a.m.	03.00 p.m.
Test Concludes	As per timing given in Admit Card	

Exam will be held on multiple days, in two Slots, morning and afternoon:

Examination Structure in Slot 1 (Morning Session) :

Sr No.	Tests/Subjects	No. of questions to be attempted	Marks per question	Total marks	Duration
1	Language (any one of the 13 languages opted in Section IA)	40 out of 50	5	200	45 minutes per language
2	Domain Specific Subjects (Max. 2 subjects)	40 out of 50	5	200	45 minutes per subject (Max. duration can go upto 90 minutes for 2 subjects)
3	General Test	60 out of 75	5	300	60 minutes
<p>Note: One mark will be deducted for a wrong answer. Unanswered/Marked for Review will be given no mark (0).</p>					

Examination Structure in Slot 2 (Afternoon Session) :

Sr No.	Tests/Subjects	No. of questions to be attempted	Marks per question	Total marks	Duration
1	Language (any one of the remaining 12 languages opted in Section IA (if one already taken in slot 1) and 1 from Section IB - as applicable) OR as applicable per note below	40 out of 50	5	200	45 minutes per language
2	Domain Specific Subjects (Max. 4 subjects)	40 out of 50	5	200	45 minutes per subject <i>(Max. duration can go upto 3 hours for 4 subjects)</i>
Note: One mark will be deducted for a wrong answer. Unanswered/Marked for Review will be given no mark (0).					

Note:

1. Though the tests are scheduled either in the morning or in the afternoon session, as the case may be, each test within each slot is distinct and independent of each other. The different Sections of the test scheduled in the morning or afternoon do not constitute Sections of the same paper.
2. A candidate has an option to choose the components of the test only. However, allotment of candidates to the Slots will be based on the options exercised and technical and administrative considerations.
3. Admit Cards will be issued for the morning/afternoon session based on the components opted by him/her. No request for change of date/slot will be entertained.
4. All domain specific subjects/ languages from Section IA will be available in both the Slots. A candidate will not be allowed to appear in the same subject twice.
5. The morning/afternoon sessions will start at a specified time. Candidates have to report for the session/s as per the time stated in their respective Admit Card.
6. Candidates can start with any of the tests, to which they are admitted, scheduled in that slot. There is no sequence in which the tests are to be taken, within each slot.
7. Candidates can leave the exam hall after completing the duration of the components in which they appeared as indicated on their Admit Card.

CHAPTER – 8

IMPORTANT INSTRUCTIONS FOR THE CANDIDATES

1. Candidates are advised to report at the Examination Center well in time i.e. 2 hours before commencement of the examination.
2. Candidates should take their seats immediately after the opening of the Examination Hall. If the candidates do not report in time due to any reason i.e. traffic jam, train/bus delay, etc, they are likely to miss some of the important instructions to be announced in the Examination Rooms/Halls. The NTA shall not be responsible for any delay.
3. The candidate must show, on-demand, the Admit Card downloaded/printed from the NTA website for admission in the examination room/hall. The Test Centre Staff on duty is authorized to verify the identity of candidates and may take steps to verify and confirm the identity credentials. Candidates are requested to extend their full cooperation. A candidate who does not possess a valid Admit Card and authorized Photo ID shall not be permitted to take the examination under any circumstances by the Centre Superintendent.
4. A seat indicating Roll Number will be allotted to each candidate. Candidates should find and sit in their allocated seats only. In case a candidate ventures to change his/her seat and does not sit on the seat allotted to him/her could face cancellation of candidature. No plea would be entertained in this regard.
5. The candidate should ensure that the Question Paper available on the computer is as per his/her opted subject indicated in the Admit Card. In case, the subject of the Question Paper is other than his/her opted subject, the same may be brought to the notice of the Invigilator concerned.
6. The candidates may approach the Centre Superintendent/Invigilator in the room for any technical assistance, first aid emergency, or any other information during the course of the examination.
For any queries or issues regarding Computer Based Test, the candidates may contact on Helpline Numbers available on the NTA website.
7. In case a candidate, by furnishing false information, appears in more than one shift/date, his candidature will be cancelled and his result will not be declared.
8. For those who are unable to appear on the scheduled date of test for any reason, re-test shall not be held by the NTA under any circumstances.

Note: Candidates shall appear at their own cost at the Centre on the Date, Tests/ Subjects and Timing of Examination as indicated in their Admit Card issued by the NTA. Under no circumstances the choice of cities for the Centre and Timing of Examination provided in the Admit Card shall be changed.

Candidates **MUST** bring the following documents on the day of examination at the test centre. Candidates who will not bring these will not be allowed to sit in the examination.

- a. *Print copy of Admit Card along with Self Declaration (Undertaking) downloaded from the NTA Website (a clear printout on A4 size paper) duly filled in.*
- b. *One passport size photograph (same as uploaded on the Online Application Form) for pasting on the specific space in the Attendance Sheet at Centre during the examination.*
- c. *Any one of the authorized photo IDs (must be original, valid, and non-expired) – School Identity Card/ PAN card/ Driving License/ Voter ID/ Passport/ Aadhaar Card (With photograph)/E-Aadhaar with photograph/ Ration Card with photograph/ Class 12 Board Admit Card with photograph/ Bank Passbook with Photograph.*
- d. *PwBD certificate issued by the authorized medical officer, if claiming the relaxation under PwBD category*

OR

PwBD Certificate regarding physical limitation in an examination to write as per Annexures given in Information Bulletin, if claiming the relaxation under PwBD

Rough Work

All calculations/writing work is to be done only in the Rough Sheets provided at the Test Centre in the Examination Room/Hall and on completion of the test, candidates must hand over the Rough Sheets to the Invigilator on duty in the Room/Hall

CHAPTER – 9

UNFAIR MEANS PRACTICES AND BREACH OF EXAMINATION RULES

9.1. DEFINITION

Unfair Means practice is an activity that allows a candidate to gain an unfair advantage over other candidates. It includes, but is not limited to:

- a) Being in possession of any item or article which has been prohibited or can be used for unfair practices including any stationery item, communication device, accessories, eatable items, ornaments, or any other material or information relevant or not relevant to the examination in the paper concerned;
- b) Using someone to write examination (impersonation) or preparing material for copying;
- c) Breaching examination rules or any direction issued by NTA in connection with CUET (UG) - 2022 examination from time to time;
- d) Assisting other candidates to engage in malpractices, giving or receiving assistance of any kind directly or indirectly or attempting to do so;
- e) Contacting or communicating or trying to do so with any person, other than the Examination Staff, during the examination time in the Examination Centre;
- f) Threatening any of the officials connected with the conduct of the examination or threatening any of the candidates;
- g) Using or attempting to use any other undesirable method or means in connection with the examination;
- h) Manipulation and fabrication of online documents viz. Admit Card, Rank Letter, Self-Declaration, etc.;
- i) Forceful entry in /exit from Examination Centre/Hall;
- j) Use or attempting to use an electronic device after entering the Examination Centre;
- k) Affixing/uploading of wrong/morphed photographs/signatures on the Application Form/Admit Card/Proforma;
- l) Creating obstacles in smooth and fair conduct of the examination.
- m) Any other malpractices declared as Unfair Means by the NTA.

9.2. PUNISHMENT FOR USING UNFAIR MEANS PRACTICES

If a candidate indulges in any of the above or similar practices during the course of, before, or after the examination, he/she shall be deemed to have used unfair practices and thus shall be booked under UNFAIR MEANS (UFM) case. **The candidate would be debarred for 3 years in the future and shall also be liable for criminal action and /or any other action as deemed fit.**

9.3. CANCELLATION OF RESULT

The result of **CUET (UG) - 2022** of the candidate(s) who indulges in Unfair means Practices will be cancelled and will not be declared. Similarly, the result of those candidates who appear from the Centre other than the one allotted to them or allow another candidate/person to write the exam on his behalf will be cancelled. No plea will be entertained in this regard.

CHAPTER – 10

DISPLAY OF ANSWER KEY FOR CHALLENGE

10.1. DISPLAY OF ANSWER KEY FOR CHALLENGES

1. The NTA will display Provisional Answer Key of the questions on the NTA website: <https://cuet.samarth.ac.in/>, with a Public Notice, issued to this effect on the said website, to provide an opportunity to the candidates to challenge the Provisional Answer Keys with a non-refundable online payment of ₹ 200/- per question challenged as processing charges. The provisional Answer Keys are likely to be displayed for two to three days.
2. Only paid challenges made during stipulated time through key challenge link will be considered. Challenges without justification/evidence and those filed on any other medium other than the prescribed link will not be considered.
3. The NTA decision on the challenges shall be final and no further communication will be entertained. NTA will not inform the Candidates individually about the outcome of the challenges made.
4. The subject experts will examine all the challenges received and then a final answer key will be displayed and declared.
5. **The result will be compiled based on the final answer key declared. No grievance with regard to answer key(s) after the declaration of result/NTA Score of CUET 2022 will be entertained.**

10.2. DISPLAY OF RECORDED RESPONSES

The NTA will display the recorded responses and Question Paper attempted by the candidates on the NTA website <https://cuet.samarth.ac.in/> prior to the declaration of the result/NTA Score. The recorded responses are likely to be displayed for two to three days.

10.3. MARKING SCHEME OF EXAMINATION

For Multiple Choice Questions: To answer a question, the candidates need to choose one option corresponding to the correct answer or the most appropriate answer. However, if any anomaly or discrepancy is found after the process of challenges of the key verification, it shall be addressed in the following manner:

- (i) Correct answer or the most appropriate answer: Five marks (+5)
- (ii) Any incorrect option marked will be given minus one mark (-1).
- (iii) Unanswered/Marked for Review will be given no mark (0).
- (iv) If more than one option is found to be correct then Five marks (+5) will be awarded to only those who have marked any of the correct options.
- (v) If all options are found to be correct then Five marks (+5) will be awarded to all those who have attempted the question.

***(vi) If none of the options is found correct or a question is found to be wrong or a question is dropped, then all candidates who have attempted the dropped question will be given five marks(+5) marks.**

***See Corrigendum on page No. 106**

10.4. USE OF SCORES OF CUET (UG) - 2022 BY OTHER ORGANIZATIONS

The scores/result of CUET (UG) - 2022 may be utilized by other organisations as per their eligibility criteria/norms/applicable regulations/guidelines/rules.

CHAPTER – 11

CUET (UG) - 2022 NTA SCORE FOR ADMISSIONS IN CENTRAL UNIVERSITIES

11.1. CUET (UG) - 2022 NTA SCORE*

- a) For multi-shift papers, raw (actual) marks obtained by the candidates in different shifts/sessions will be converted to NTA Score.
- b) **The detailed procedure for the compilation of the NTA Score is available on NTA Website and also in the Appendix-VII of the Information Bulletin.**
- c) **The NTA Score of CUET (UG) – 2022 is valid for admission to the academic year 2022- 23 only.**

11.2. RE-EVALUATION / RE-CHECKING OF RESULT

- a) The result for CUET (UG) - 2022 will be processed based on Final Answer Keys. No grievance with regard to Answer Key(s) after the Declaration of Result of CUET (UG) - 2022 will be entertained.
- b) The marks obtained by a candidate will be considered further for computation of the result of CUET (UG) - 2022.
- c) There shall be no re-evaluation/re-checking of the result. No correspondence in this regard shall be entertained.
- d) No Score Card will be dispatched to the candidates and the candidates are advised to download their Score Cards for CUET (UG) - 2022 from the website:
<https://cuet.samarth.ac.in>.

11.3. ADMISSIONS

- a) Merely appearing in CUET (UG) - 2022 does not confer any right to the candidate for admission to the desirous University.
- b) The selection and admission are subject to fulfilling the admission criteria, eligibility, rank in the merit list, medical fitness, verification of original documents, and such other criteria as may be prescribed by the University, the candidate is applying for.
- c) Admissions are handled at the level of each of the Central Universities (CUs) for their respective programs. After the declaration of the CUET (UG) - 2022 result by NTA, the respective CUs will declare the counselling/ admission schedule and merit list based on the CUET (UG) - 2022 score and the other criteria of the respective University.

For all admission related procedures/queries, the candidates are advised to refer to the website of the applied University after the declaration of the result of CUET (UG) – 2022.

- d) NTA does not have any role in preparation of Merit List.

CHAPTER – 12

TEST PRACTICE CENTRES

12.1. TEST PRACTICE CENTRES (TPCs)

The Ministry of Education has mandated the NTA to set up, establish and create a network of Test Practice Centres for candidates, especially in remote and rural areas to enable them to practice and be comfortable in taking a Computer Based Test (CBT). This facility is completely free of cost. Candidates can register online (on the NTA website) where they are provided a convenient TPC near their location to practice on a given computer node. This facilitates the process of being able to take a Computer Based Test (CBT).

The entire experience of using a computer is close to the actual experience of taking a CBT. All efforts are made to provide practice tests and questions so that candidates can familiarize themselves with logging into the system, go through the detailed instructions regarding the test, use the mouse or numeric keyboard on-screen (virtual) for attempting each question, scroll down to the next question, navigate between questions, review and edit their options and submit answer (**refer to Appendix VI for details**).

CHAPTER – 13

COMMON SERVICE CENTRES

13.1. COMMON SERVICE CENTRES/ FACILITATION CENTRES

Candidates who are not well conversant and face difficulties in submitting the online application due to various constraints can use the services of Common Services Centre, Ministry of Electronics and Information Technology, Government of India under the Digital India initiatives of Hon'ble Prime Minister. The Common Services Centre (CSC) scheme is a part of the ambitious National e-Governance Plan (NeGP) of the Government of India and is managed at each village panchayat level by a Village Level Entrepreneur (VLE).

There are more than 1.5 lakhs Common Services Centres (CSC) across the country which will provide the desired support to candidates from urban as well as rural areas in online submission of Application Form and payment of fee through e-wallet. The list of the Common Services Centre is available on the website: www.csc.gov.in. To know the nearest Common Services Centre, please open the link - [Find My Csc](https://findmycsc.nic.in/csc/) (<https://findmycsc.nic.in/csc/>).

CHAPTER – 14

MISCELLANEOUS

14.1. QUERY REDRESSAL SYSTEM (QRS)

National Testing Agency (NTA) has established a Query Redressal System (QRS), an online web-enabled system developed by NTA. QRS is the platform based on web technology that primarily aims to enable submission of queries/grievances by the Registered Candidate(s) of CUET (UG) -2022. Examination with (24x7) facility for speedy and favorable redressal of the queries/grievances. A Unique Registration Number will be generated for tracking the status of the queries/grievances.

The Registered Candidate(s) are advised to use the online facility for a speedy response.

14.2. CORRESPONDENCE WITH NTA

All the correspondence should preferably be addressed by e-mail. The email query shall be addressed only if it is not anonymous and contains the name, postal address, and contact number of the sender. An email containing vague or general queries and other queries as contained in the Information Bulletin shall not be entertained. Queries shall not be entertained from a person claiming to be representatives, associates, or officiates of the applicant candidate. The following information shall not be revealed by NTA:

- a. Internal documentation/status.
- b. The internal decision-making process of NTA. Any claim/counterclaim thereof.
- c. Dates and venue of internal meetings or name of the staff/officers dealing with it.
- d. Any information which cannot be revealed in the opinion of NTA.

14.3. WEEDING OUT RULES

The record of Common University Entrance Test CUET (UG) -2022. would be preserved up to **90 days from the date of declaration of result.**

14.4. LEGAL JURISDICTION

All disputes pertaining to the conduct of CUET (UG) -2022. Examination including Results shall fall within the jurisdiction of Delhi only. The Director (Admin) of the NTA shall be the official by whose designation the NTA may sue or be sued.

Government of
 (Name and Address of the authority issuing the certificate)

INCOME AND ASSET CERTIFICATE TO BE PRODUCED BY ECONOMICALLY WEAKER SECTIONS

Certificate No. _____ Date: _____

Valid for the year: _____

1. This is to certify that Shri/Smt./Kumari _____ son/daughter/wife
 of _____ permanent resident of _____,
 Village/Street _____ Post Office _____ District
 _____ in the State/Union Territory _____
 Pin Code _____

whose photograph in attested below belongs to Economically Weaker Sections, since the gross annual income* of his/her “family”** is below Rs. 8 lakh (Rupees Eight Lakh only) for the financial year 2021-2022. His/her family does not own or possess any of the following assets***:

- I. 5 acres of agricultural land and above;
- II. Residential flat of 1000 sq. ft. and above;
- III. Residential plot of 100 sq. yards and above in notified municipalities;
- IV. Residential plot of 200 sq. yards and above in areas other than the notified municipalities.

2. Shri/Smt./Kumari _____ belongs to the _____ caste which is not recognized as a Schedule Caste, Schedule Tribe, and Other Backward Classes (Central List).

Signature with the seal of Officer _____

Name _____ Designation _____

Recent Passport size
 attested photograph
 of the applicant

The income and assets of the families as mentioned would be required to be certified by an officer not below the rank of Tehsildar in the States/UTs.

* **Note1:** Income covered all sources i.e. salary, agricultural, business, profession, etc.

** **Note2:** The term “Family” for this purpose includes the person, who seeks the benefit of reservation, his/her parents and siblings below the age of 18 years as also his/her spouse and children below the age of 18 years.

*** **Note3:** The property held by a “Family” in different locations or different places/cities have been clubbed while applying the land or property holding test to determine EWS status.

Annexure- IB**DECLARATION BY THE CANDIDATE IN LIEU OF GEN-EWS CERTIFICATE**

Name of the candidate: _____

Address: _____

Passport size Photograph of the Candidate

Application Number of CUET 2022:

Mobile No: _____ Email: _____

I understand that as per the new guideline from the Ministry of Personnel, Public Grievances and Pensions, GoI, I am required to submit a GEN-EWS certificate issued on or after **1 January 2022**.

Since I have not been able to collect the said certificate on time, I may kindly be allowed to write **CUET 2022** provisionally. I hereby declare that I will upload a fresh certificate (issued on or after **1 January 2022**) at the time of reporting after seat allocation.

I understand that inability to upload the same by the given date and time will lead to the withdrawal of the GEN-EWS benefit. I also understand that, if qualified, my category will be adjusted accordingly in the Common Rank List.

Signature of Father/Mother

Name:

Date:

Signature of Applicant

Date:

OBC-NCL Certificate Format

FORM OF CERTIFICATE TO BE PRODUCED BY OTHER BACKWARD CLASSES (NCL)* APPLYING FOR ADMISSION TO CENTRAL EDUCATIONAL INSTITUTIONS (CEIs), UNDER THE GOVERNMENT OF INDIA

This is to certify that Shri/Smt./Kum** _____ Son/
 Daughter** of Shri/Smt.** _____ of Village/
 Town** _____ District/Division** _____ in
 the State/Union Territory _____ belongs to the
 _____ community that is recognized as a backward class under
 Government of India***, Ministry of Social Justice and Empowerment's Resolution No.
 _____ dated _____ ****

Shri/Smt./Kum. _____ and/or _____
 his/her family ordinarily reside(s) in the _____ District/Division of the
 _____ State/Union Territory. This is also to certify that **he/she does NOT belong to the persons/sections (Creamy Layer)** mentioned in Column 3 of the Schedule to the Government of India, Department of Personnel & Training O.M. No. 36012/22/93- Estt. (SCT) dated 08/09/93 which is modified vide OM No. 36033/3/2004 Estt. (Res.) dated 09/03/2004, further modified vide OM No. 36033/3/2004-Estt. (Res.) dated 14/10/2008, again further modified vide OM No.36036/2/2013-Estt (Res) dated. 30/05/2014, and again further modified vide OM No. 36033/1/2013-Estt (Res) dated. 13/09/2017.

District Magistrate/Deputy
 Commissioner /
 Any other Competent Authority

Dated: Seal

* Visit <http://www.ncbc.nic.in> for the latest guidelines and s on the Central List of State-wise OBCs.

** Please delete the word(s) which are not applicable.

*** As listed in the Annexure (for FORM-OBC-NCL)

**** The authority issuing the certificate needs to mention the details of the Resolution of Government of India, in
 which the caste of the candidate is mentioned as OBC.

NOTE:

- (a) The term 'Ordinarily resides' used here will have the same meaning as in Section 20 of the Representation of the People Act, 1950.
- (b) The authorities competent to issue Caste Certificates are indicated below:
 - (i) District Magistrate/ Additional Magistrate/ Collector/ Deputy Commissioner/ Additional Deputy Commissioner/ Deputy Collector/ Ist Class Stipendiary Magistrate/ Sub-Divisional magistrate/ Taluka Magistrate/ Executive Magistrate/ Extra Assistant Commissioner (not below the rank of Ist Class Stipendiary Magistrate).
 - (ii) Chief Presidency Magistrate / Additional Chief Presidency Magistrate / Presidency Magistrate.
 - (iii) Revenue Officer not below the rank of Tehsildar' and
 - (iv) Sub-Divisional Officer of the area where the candidate and/or his family resides

ANNEXURE for FORM-OBC-NCL

Sl. No.	Resolution No.	Date of Notification
1	No.12011/68/93-BCC(C)	13.09.1993
2	No.12011/9/94-BCC	19.10.1994
3	No.12011/7/95-BCC	24.05.1995
4	No.12011/96/94-BCC	09.03.1996
5	No.12011/44/96-BCC	11.12.1996
6	No.12011/13/97-BCC	03.12.1997
7	No.12011/99/94-BCC	11.12.1997
8	No.12011/68/98-BCC	27.10.1999
9	No.12011/88/98-BCC	06.12.1999
10	No.12011/36/99-BCC	04.04.2000
11	No.12011/44/99-BCC	21.09.2000
12	No.12015/9/2000-BCC	06.09.2001
13	No.12011/1/2001-BCC	19.06.2003
14	No.12011/4/2002-BCC	13.01.2004
15	No.12011/9/2004-BCC	16.01.2006
16	No.12011/14/2004-BCC	12.03.2007
17	No.12011/16/2007-BCC	12.10.2007
18	No.12019/6/2005-BCC	30.07.2010
19	No. 12015/2/2007-BCC	18.08.2010
20	No.12015/15/2008-BCC	16.06.2011
21	No.12015/13/2010-BC-II	08.12.2011
22	No.12015/5/2011-BC-II	17.02.2014

Annexure- IIB**DECLARATION BY THE CANDIDATE IN LIEU OF OBC-NCL CERTIFICATE**

Name of the candidate: _____

Address: _____

Passport size Photograph of the Candidate

Application Number of CUET 2022:

Mobile No: _____ Email: _____

I understand that as per the new guideline from the Ministry of Personnel, Public Grievances and Pensions, GoI, I am required to submit the OBC-NCL certificate issued on or after **1 January 2022**.

Since I have not been able to collect the said certificate on time, I may kindly be allowed to write CUET 2022 provisionally. I hereby declare that I will upload a fresh certificate (issued on or after **1 January 2022**) at the time of reporting after seat allocation.

I understand that inability to upload the same by the given date and time will lead to the withdrawal of the OBC-NCL benefit. I also understand that, if qualified, my category will be adjusted accordingly in the Common Rank List.

Signature of Father/Mother

Name:

Date:

Signature of Applicant

Date:

SC/ST Certificate Format
FORM OF CERTIFICATE TO BE PRODUCED BY SCHEDULED CASTES (SC) AND SCHEDULED TRIBES (ST)
CANDIDATES

1. This is to certify that Shri/ Shrimati/ Kumari* _____ son/daughter* of _____ of Village/Town* _____ District/Division* _____ of State/Union Territory* _____ belongs to the _____ Scheduled Caste / Scheduled Tribe* under :-

- * The Constitution (Scheduled Castes) Order, 1950
- * The Constitution (Scheduled Tribes) Order, 1950
- * **The Constitution (Scheduled Castes) (Union Territories) Order, 1951**
- * The Constitution (Scheduled Tribes) (Union Territories) Order, 1951

[As amended by the Scheduled Castes and Scheduled Tribes Lists (Modification Order) 1956, the Bombay Reorganisation Act, 1960, the Punjab Reorganisation Act, 1966, the State of Himachal Pradesh Act, 1970, the North-Eastern Areas (Reorganisation) Act, 1971, the Scheduled Castes and Scheduled Tribes Orders (Amendment) Act, 1976 and the Scheduled Castes and Scheduled Tribes Orders (Amendment) Act, 2002]

- * The Constitution (Jammu and Kashmir) Scheduled Castes Order, 1956;
- * The Constitution (Andaman and Nicobar Islands) Scheduled Tribes Order, 1959, as amended by the Scheduled Castes and Scheduled Tribes Order (Amendment) Act, 1976;
- * The Constitution (Dadra and Nagar Haveli) Scheduled Castes Order, 1962;
- * The Constitution (Dadra and Nagar Haveli) Scheduled Tribes Order, 1962;
- * The Constitution (Pondicherry) Scheduled Castes Order, 1964;
- * The Constitution (Uttar Pradesh) Scheduled Tribes Order, 1967;
- * The Constitution (Goa, Daman, and Diu) Scheduled Castes Order, 1968;
- * The Constitution (Goa, Daman, and Diu) Scheduled Tribes Order, 1968;
- * The Constitution (Nagaland) Scheduled Tribes Order, 1970;
- * The Constitution (Sikkim) Scheduled Castes Order, 1978;
- * The Constitution (Sikkim) Scheduled Tribes Order, 1978;
- * The Constitution (Jammu and Kashmir) Scheduled Tribes Order, 1989;
- * The Constitution (Scheduled Castes) Order (Amendment) Act, 1990;
- * The Constitution (Scheduled Tribes) Order (Amendment) Act, 1991;
- * The Constitution (Scheduled Tribes) Order (Second Amendment) Act, 1991.

2 # This certificate is issued on the basis of the Scheduled Castes / Scheduled Tribes* Certificate issued to Shri /Shrimati* _____ father/mother* of Shri /Shrimati /Kumari* _____ of Village/Town* _____ in District/Division* _____ of the State State/Union Territory* _____ who belong to the Caste / Tribe* which is recognised as a Scheduled Caste / Scheduled Tribe* in the State / Union Territory* _____ issued by the _____ dated _____.

3 Shri/ Shrimati/ Kumari * _____ and / or* his / her* family ordinarily reside(s)** in Village/Town* _____ of _____ District/Division* of the State Union Territory* of _____.

Signature: _____
 Designation _____
 (With seal of the Office)

Place: _____ State/Union Territory* _____

Date: _____

* Please delete the word(s) which are not applicable.

Applicable in the case of SC/ST Persons who have migrated from another State/UT.

IMPORTANT NOTES

The term "ordinarily reside(s)***" used here will have the same meaning as in Section 20 of the Representation of the People Act, 1950. Officers competent to issue Caste/Tribe certificates:

1. District Magistrate / Additional District Magistrate / Collector / Deputy Commissioner / Additional Deputy Commissioner / Deputy Collector / 1st Class Stipendiary Magistrate / City Magistrate / Sub-Divisional Magistrate / Taluka Magistrate / Executive Magistrate / Extra Assistant Commissioner.
2. Chief Presidency Magistrate / Additional Chief Presidency Magistrate / Presidency Magistrate.
3. Revenue Officers not below the rank of Tehsildar.
4. Sub-divisional Officer of the area where the candidate and/ or his family normally reside(s).
5. Administrator / Secretary to Administrator / Development Officer (Lakshadweep Island).
6. Certificate issued by any other Authority will be rejected.

Annexure-IV
Form-PwBD (II)

Disability Certificate
(In cases of amputation or complete permanent paralysis of limbs and in cases of blindness)
(NAME AND ADDRESS OF THE MEDICAL AUTHORITY ISSUING THE
CERTIFICATE)
(See rule 4)

Recent PP size attested photograph (showing face only) of the person with disability
--

Certificate No. _____ Date: _____

This is to certify that I have carefully examined Shri/Smt./Kum. _____ son/wife/daughter of Shri _____ Date of Birth (DD/MM/YY) Age ___ years, male/female ___ Registration No. _____ permanent resident of House No. _ Ward/Village/ Street _____ Post Office _____ District _____ State __, whose photograph is affixed above, and am satisfied that:

1. he/she is a case of:
 - a. locomotor disability
 - b. blindness

(Please tick as applicable)

2. the diagnosis in his/her case is _____
3. He/ She has ___% (in figure) ___percent (in words) permanent physical impairment/blindness in relation to his/her _____ (part of body) as per guidelines (to be specified).
4. The applicant has submitted the following document as proof of residence:-

Nature of Document	Date of Issue	Details of authority issuing certificate

(Signature and Seal of Authorised Signatory of notified Medical Authority)

--

Signature/Thumb impression of the person in whose favour disability certificate is issued.

Disability Certificate
(In cases of multiple disabilities)
(NAME AND ADDRESS OF THE MEDICAL AUTHORITY ISSUING THE
CERTIFICATE)
(See rule 4)

Recent PP size attested photograph (showing face only) of the person with disability

Certificate No. _____ Date: _____

This is to certify that I have carefully examined

Shri/Smt./Kum. _____ son/ wife/daughter of

Shri _____ Date of Birth

(DD/MM/YY) _____ Age _____ years,

male/female _____ Registration No. _____ permanent resident of

House No. _____ Ward/Village/Street _____ Post Office _____

District _____

State _____, whose photograph is affixed above, and are satisfied that:

1. He/she is a Case of **Multiple Disability**. His/her extent of permanent physical impairment/ disability has been evaluated as per guidelines (to be specified) for the disabilities ticked below, and shown against the relevant disability in the table below:

S. No.	Disability	Affected Part of Body	Diagnosis	Permanent physical impairment/mental disability (in %)
1	Locomotor disability	@		
2	Low vision	#		
3	Blindness	Both Eyes		
4	Hearing impairment	£		
5	Mental retardation	X		
6	Mental-illness	X		

@ - e.g. Left/Right/both arms/legs

- e.g. Single eye/both eyes

£ - e.g. Left/Right/both ears

2. In the light of the above, his/her overall permanent physical impairment as per guidelines (to be specified), is as follows:

In figures: _____percent

In words: _____percent

3. The above condition is progressive/ non-progressive/ likely to improve/ not likely to improve.
4. Reassessment of disability is:
 - (i) not necessary Or
 - (ii) is recommended/after _____years _____months, and therefore this certificate shall be valid till (DD/MM/YY) _____
5. The applicant has submitted the following document as proof of residence:

Nature of Document	Date of Issue	Details of authority issuing certificate

6. Signature and seal of the Medical Authority:

Name and Seal of Member	Name of Seal of Member	Name and Seal of the Chairperson

Signature/Thumb impression of the person in whose favour disability certificate is issued.

Disability Certificate
(In cases other than those mentioned in Forms II and III)
(NAME AND ADDRESS OF THE MEDICAL AUTHORITY ISSUING THE
CERTIFICATE)
(See rule 4)

Recent PP size
attested photograph
(showing face only)
of the person with
disability

Certificate No. _____

Date: _____

This is to certify that I have carefully examined

Shri/Smt./Kum. _____ son/ wife/daughter of Shri _____

_____ Date of Birth (DD/MM/YY) Age _____ years,

male/female _____ Registration No. _____ permanent resident of House No. _____ Ward/Village/Street _____

Post Office _____ District _____ State _____, whose photograph is affixed above, and am satisfied that he/she is a case of disability.

1. His/her extent of percentage of physical impairment/disability has been evaluated as per guidelines (to be specified) and is shown against the relevant disability in the table below:

S. No.	Disability	Diagnosis	Permanent physical impairment / mental disability (in %)
1	Locomotors disability		
2	Visual Impairment (blindness / low vision)		
3	Hearing impairment		
4	Speech and language disability		
5	Intellectual disability		
6	Mental-illness		
7	Disability caused due to chronic neurological conditions and/or blood disorders		

(Please strike out the disabilities which are not applicable.)

2. The above condition is progressive/ non-progressive/ likely to improve/ not likely to improve.
3. Reassessment of disability is:
a. not necessary Or
b. is recommended/after _____ years _____ months, and therefore this certificate shall be valid till (DD/MM/YY) _____
4. The applicant has submitted the following document as proof of residence:

Nature of Document	Date of Issue	Details of authority issuing certificate

(Authorized Signatory of notified Medical Authority) (Name and Seal)

Countersigned

{Countersignature and seal of the CMO/Medical Superintendent/Head of Government Hospital, in case the certificate is issued by a medical authority who is not a government servant (with seal)}

Signature/Thumb impression of the person in whose favour disability certificate is issued.

Note: In case this certificate is issued by a medical authority who is not a government servant, it shall be valid only if countersigned by the Chief Medical Officer of the District. Note: The principal rules were published in the Gazette of India vide notification number S.O. 908(E), dated the 31st December 1996.

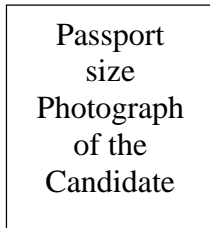
Annexure-VII
Form-DYSLEXIC-1

**FORMAT OF MEDICAL CERTIFICATE / REPORT TO BE PRODUCED BY
DYSLEXIC CANDIDATE**

{To be obtained from any Government or Government approved Learning Disability
Clinic/Neurodevelopmental Centre/Dyslexia Association}

Date:

PSYCHO-EDUCATION EVALUATION REPORT



Name of the candidate:

Date of Birth: Candidate

Registration in the Dyslexia Assn. (date / number):

Name of the
Father/Mother/Guardian:

Name/address and Regn. No.
: of the Dyslexia Association

Physical & Neurologic Assessment: []

Psychological Assessment: WISC []
Verbal

IQ: Performance IQ: []
Full-Scale IQ:

Interpretation:

Educational Assessment: []

Certified that:

1. The condition of handicap is: MILD / MODERATE / SEVERE (tick whichever is applicable)*.
2. The disability is **PERMANENT** in nature and **DETAILED REPORTS OF DYSLEXIA ASSESSMENT ARE ATTACHED WITH THIS FORM (IN ORIGINAL).**

*Learning Disability is a permanent developmental disorder. Currently, there are no standard approved methods to quantify the disorder. However, the method of diagnosis is based on significant impairment in academic achievement. To avail the benefit of relaxed norm under the PwBD category, the candidate must come under the SEVERE category.

Signature and Name (in CAPITAL LETTERS) of the certifying official:

Seal:

Annexure-VIII
FORM-DYSLEXIC-2

***CERTIFICATE TO BE PRODUCED BY DYSLEXIC CANDIDATE FROM
THE PRINCIPAL OF THE SCHOOL/COLLEGE LAST ATTENDED**

Testimonial

Date:

Name of the candidate:

Date of Birth:

Name and Address of the School/College:

Passport size Photograph of the Candidate

Certified that Shri/Smt/Kum _____ son/daughter of _____ of
_____ Village/town passed his/her Class 12 from this school and as
per records, availed concession under dyslexic category.

Signature with a seal:

** A candidate passing Class 12 or equivalent through the open school system or in private mode may submit the certificate to this effect from the competent authority in the board certifying the concessions availed under dyslexia.*

List of Central Universities

S. No.	Name of Central Universities
1	Aligarh Muslim University
2	Assam University
3	Babasaheb Bhimrao Ambedkar University
4	Banaras Hindu University
5	Central University of Andhra Pradesh
6	Central University of South Bihar
7	Central University of Gujarat
8	Central University of Haryana
9	Central University of Himachal Pradesh
10	Central University of Jammu
11	Central University of Jharkhand
12	Central University of Karnataka
13	Central University of Kashmir
14	Central University of Kerala
15	Central University of Odisha
16	Central University of Punjab
17	Central University of Rajasthan
18	Central University of Tamil Nadu
19	Dr. Harisingh Gaur Vishwa Vidyalyaya
20	Guru Ghasidas Vishwavidyalaya
21	Hemvati Nandan Bahuguna Garhwal University
22	Indira Gandhi National Tribal University
23	Jamia Millia Islamia
24	Jawaharlal Nehru University
25	Mahatma Gandhi Antarrashtriya Hindi Vishwavidyalaya
26	Manipur University
27	Maulana Azad National Urdu University
28	Mizoram University
29	Nagaland University
30	North Eastern Hill University
31	Pondicherry University
32	Rajiv Gandhi University
33	Sikkim University
34	Tezpur University
35	The English and Foreign Languages University
36	Tripura University
37	University of Allahabad
38	University of Delhi
39	University of Hyderabad
40	Visva Bharati University
41	Mahatma Gandhi Central University
42	Central Sanskrit University, Delhi
43	Shri Lal Bahadur Shastri National Sanskrit University
44	National Sanskrit University

Note:

- **Detail of Programmes / Courses** offered by Universities along with their **Eligibility Criteria** is available at the **respective University** website.
- **Candidates are advised to keep visiting the NTA and University website in which they are applying to, for the latest updates/public notices/notifications/ announcements to be issued from time to time regarding the CUET (UG) - 2022**
- CUET (UG) - 2022 is meant for admission to UG courses offered by Central Universities and other specified participating Institutions for the academic year 2022-23.

List of Languages/ Domain Specific Subjects /General Test offered under CUET(UG)-2022

SECTION	Code	Name
Section IA: Languages (13 Languages)	101	English
	102	Hindi
	103	Assamese
	104	Bengali
	105	Gujarati
	106	Kannada
	107	Malayalam
	108	Marathi
	109	Odia
	110	Punjabi
	111	Tamil
	112	Telugu
	113	Urdu
Section IB: Languages (20 Languages)	201	Arabic
	202	Bodo
	203	Chinese
	204	Dogri
	205	French
	206	German
	207	Italian
	208	Japanese
	209	Kashmiri
	210	Konkani
	211	Maithili
	212	Manipuri
	213	Nepali
	214	Persian
	215	Russian
	216	Santhali
	217	Sindhi
	218	Spanish
	219	Tibetan
	220	Sanskrit
Section II: Domain (27 Domain Specific Subjects)	301	Accountancy/Book Keeping
	302	Agriculture
	303	Anthropology
	304	Biology/Biological Studies/Biotechnology/Biochemistry
	305	Business Studies
	306	Chemistry
	307	Environmental Studies
	308	Computer Science/Informatics Practices
	309	Economics/Business Economics

	310	Engineering Graphics
	311	Entrepreneurship
	312	Fine Arts/Visual Arts(Sculpture/Painting)/ Commercial Art
	313	Geography/ Geology
	314	History
	315	Home Science
	316	Knowledge Tradition-Practices India
	317	Legal Studies
	318	Mass Media/Mass Communication
	319	Mathematics
	320	Performing Arts- (i) Dance (Kathak/ Bharatnatyam/ Kathakkali/ Oddissi/ Kuchipudi/ Manipuri) (ii) Drama-Theatre (iii)/Music General (Hindustani/ Carnatic/ Rabindra Sangeet/ Percussion/ Non-Percussion)
	321	Physical Education/National Cadet Corps(NCC)/ Yoga
	322	Physics
	323	Political Science
	324	Psychology
	325	Sanskrit
	326	Sociology
	327	Teaching Aptitude
Section III: General Test	501	For Vocational/Open Eligibility/Cross Stream/Any other as applicable

Note:

1 Section wise Languages/ Domain Subjects/ General Test offered are as follows:

- Section IA - 13 Languages (s a medium and “Language”)
- Section IB - 20 Languages
- Section II - 27 Domain Specific Subjects
- Section III - General Test.

2. A Candidate can take maximum of 09 Tests in following manner :

- ❖ Maximum of 02 languages from Section IA and Section IB taken together, maximum of 06 Domain Subjects from Section II and General Test from Section III.

OR

- ❖ Maximum of 03 languages from Section IA and Section IB taken together, maximum of 05 Domain Subjects from Section II and General Test from Section III.

3. For all candidates who would like to take admission in any such undergraduate programme/ programmes being offered by Universities where a General Test is being used for admission, they **MUST** choose Section III General Test.

4. For choosing Languages/ domain specific Subjects/ and General Test the Candidate **MUST** refer to requirements of his/her intended University as choices should match the requirements of the University.

5. **There are some Domain Specific Subjects which are multidisciplinary. In those subjects there will be two Sections, wherein Section A will be Compulsory for all. Section B may have more than one Sub Sections out of which a candidate can choose one or more than one Sections depending on the eligibility conditions of the Programme/ University they are applying for.**

List of Examination Cities for CUET (UG) - 2022

CUET (UG) - 2022 will be conducted in the following Cities, provided there are sufficient numbers of candidates in the City:

STATE AND UT	EXAMINATION CITY	CITY CODE
ANDAMAN & NICOBAR ISLANDS(UT)	PORT BLAIR	AN01
ANDHRA PRADESH	AMARAVATHI	AP24
	ANANTAPUR	AP01
	BHIMAVARAM	AP03
	CHIRALA	AP04
	CHITTOOR	AP05
	ELURU	AP06
	GOOTY	AP25
	GUDUR	AP26
	GUNTUR	AP07
	KADAPA	AP08
	KAKINADA	AP09
	KURNOOL	AP10
	MACHILIPATNAM	AP27
	MANGALAGIRI	AP28
	NANDYAL	AP29
	NARASARAOPET	AP20
	NELLORE	AP11
	ONGOLE	AP12
	PRODDATUR	AP21
	RAJAHMUNDRY	AP13
	SRIKAKULAM	AP14
	SURAMPALEM	AP23
	TADEPALLIGUDEM	AP30
	TANUKU	AP31
TENALI	AP32	
TIRUPATHI	AP16	
VIJAYAWADA	AP17	
VISAKHAPATNAM	AP18	
VIZIANAGARAM	AP19	
ARUNACHAL PRADESH	BASAR	AL02
	ITANAGAR/NAHARLAG UN	AL01
	NAMSAI	AL03
ASSAM	BAKSA	AM13
	BARPETA	AM06
	DARRANG (MANGALDOI)	AM07
	DHUBRI	AM14

STATE AND UT	EXAMINATION CITY	CITY CODE
	DIBRUGARH	AM01
	GOALPARA	AM15
	GOLAGHAT	AM08
	GUWAHATI	AM02
	HAILAKANDI	AM16
	JORHAT	AM03
	LAKHIMPUR	AM09
	NAGAON	AM10
	NALBARI	AM11
	SILCHAR(ASSAM)	AM04
	SIVASAGAR	AM12
	TEZPUR	AM05
	UDALGURI	AM17
	BIHAR	ARARIA
ARRAH		BR09
ARWAL		BR22
AURANGABAD(BIHAR)		BR01
BANKA		BR23
BEGUSARAI		BR13
BETTIAH		BR20
BHABUA		BR24
BHAGALPUR		BR02
BUXAR		BR25
DARBHANGA		BR04
GAYA		BR05
GOPALGANJ		BR10
HAJIPUR		BR26
JAMUI		BR27
JEHANABAD		BR28
KATIHAR		BR29
KHAGARIA		BR30
LAKHISARAI		BR31
MADHEPURA		BR32
MADHUBANI	BR15	
MOTIHARI	BR14	
MUNGER	BR33	
MUZAFFARPUR	BR06	
NALANDA	BR11	
NAWADA	BR16	

STATE AND UT	EXAMINATION CITY	CITY CODE
	PATNA	BR07
	PURNEA	BR08
	SAMASTIPUR	BR12
	SASARAM	BR17
	SHEIKHPURA	BR35
	SITAMARHI	BR18
	SIWAN	BR19
	SUPAUL	BR36
	VAISHALI	BR37
CHANDIGARH(UT)	CHANDIGARH/MOHALI/ PANCHKULA	CH01
CHHATTISGARH	AMBIKAPUR	CG04
	BALOD	CG05
	BHILAI NAGAR/DURG	CG01
	BIJAPUR	CG13
	BILASPUR(CHHATTISGARH)	CG02
	DANTEWADA	CG06
	DHAMTARI	CG07
	JAGDALPUR	CG08
	JANJIR	CG09
	KANKER	CG14
	KONDAGAON	CG15
	KORBA	CG10
	MAHASAMUND	CG16
	NARAYANPUR	CG17
	RAIGARH	CG11
	RAIPUR	CG03
RAJNANDGAON	CG12	
SUKMA	CG18	
DADRA & NAGAR HAVELI(UT)	SILVASSA	DN01
DAMAN & DIU(UT)	DAMAN	DD01
	DIU	DD02
DELHI	DELHI/NEW DELHI	DL01
GOA	PANAJI/MADGAON/MAR GAO	GO01
	PONDA	GO02
GUJARAT	AHMEDABAD	GJ01
	AMRELI	GJ18
	ANAND	GJ02
	BANASKANTHA	GJ19
	BHARUCH	GJ16
	BHAVNAGAR	GJ03
	BHUJ	GJ17
	BOTAD	GJ20
	DAHOD	GJ21
GANDHIDHAM	GJ22	

STATE AND UT	EXAMINATION CITY	CITY CODE
	GANDHINAGAR	GJ23
	GODHRA	GJ24
	HIMATNAGAR	GJ14
	JAMNAGAR	GJ06
	JUNAGADH	GJ07
	KADI	GJ25
	KHEDA	GJ26
	MEHSANA	GJ08
	MODASA	GJ27
	NARMADA	GJ33
	NAVSARI	GJ15
	PATAN	GJ28
	PORBANDAR	GJ29
	RAJKOT	GJ10
	SURAT	GJ11
	SURENDRANAGAR	GJ30
VADODARA	GJ12	
VALSAD/VAPI	GJ13	
VERAVAL	GJ31	
VYARA	GJ32	
HARYANA	AMBALA	HR01
	BHIWANI	HR13
	FARIDABAD	HR03
	GURUGRAM	HR04
	HISSAR	HR05
	JHAJJAR	HR15
	JIND	HR16
	KAITHAL	HR17
	KARNAL	HR06
	KURUKSHETRA	HR07
	MAHENDRAGARH	HR14
	MEWAT	HR21
	PALWAL	HR18
	PANIPAT	HR08
	REWARI	HR11
	ROHTAK	HR12
SIRSA	HR20	
SONIPAT	HR09	
YAMUNA NAGAR	HR10	
HIMACHAL PRADESH	BILASPUR(HIMACHAL PRADESH)	HP01
	CHAMBA	HP12
	DHARAMSALA	HP13
	HAMIRPUR(HIMACHAL PRADESH)	HP03
	KANGRA/PALAMPUR	HP04
	KULLU	HP10

STATE AND UT	EXAMINATION CITY	CITY CODE
	MANDI	HP08
	SHIMLA	HP06
	SIRMAUR	HP11
	SOLAN	HP07
	UNA	HP09
JAMMU & KASHMIR	ANANTNAG	JK05
	BADGAM	JK07
	BARAMULLA	JK01
	JAMMU	JK02
	KATHUA	JK08
	KUPWARA	JK09
	PULWAMA	JK06
	SAMBA	JK03
	SRINAGAR(J & K)	JK04
	UDHAMPUR	JK10
JHARKHAND	BOKARO	JH01
	CHAIBASA	JH08
	CHATRA	JH09
	DEOGHAR (JHARKHAND)	JH10
	DHANBAD	JH02
	DUMKA	JH11
	GARHWA	JH12
	GIRIDIH	JH07
	GODDA	JH13
	GUMLA	JH16
	HAZARIBAGH	JH05
	JAMSHEDPUR	JH03
	KHUNTI	JH17
	KODERMA	JH14
	LATEHAR	JH18
	LOHARDAGA	JH19
	PAKUR	JH20
	PALAMU	JH15
	RAMGARH	JH06
	RANCHI	JH04
SAHIBGANJ	JH21	
SIMDEGA	JH22	
KARNATAKA	BAGALKOT	KK19
	BALLARI	KK03
	BELAGAVI(BELGAUM)	KK02
	BENGALURU- RURAL	KK04
	BENGALURU- URBAN	KK20
	BIDAR	KK05
	CHAMARAJNAGAR	KK21
	CHIKABALLAPUR	KK22

STATE AND UT	EXAMINATION CITY	CITY CODE	
	CHIKMAGALUR	KK23	
	CHITRADURGA	KK24	
	DAVANGERE	KK06	
	DHARWAD	KK10	
	GADAG	KK25	
	GULBARGA/KALABURGI	KK08	
	HASSAN	KK09	
	HAVERI	KK26	
	HUBLI	KK27	
	KARWAR	KK28	
	KODAGU	KK29	
	KOLAR	KK30	
	KOPPAL	KK31	
	MANDYA	KK18	
	MANGALURU(MANGAL ORE)	KK12	
	MYSURU(MYSORE)	KK14	
	RAICHUR	KK32	
	RAMANAGARA	KK33	
	SHIVAMOGA(SHIMOGA)	KK15	
	TUMAKURU	KK16	
UDUPI/MANIPAL	KK17		
VIJAYAPURA	KK34		
YADGIR	KK35		
KERALA	ALAPPUZHA/CHENGAN NUR	KL01	
	ANGAMALY	KL20	
	ERNAKULAM/MOOVATT UPUZHA	KL04	
	IDUKKI	KL05	
	KANNUR	KL07	
	KASARAGOD	KL08	
	KOLLAM	KL09	
	KOTTAYAM	KL11	
	KOZHIKODE/CALICUT	KL12	
	MALAPPURAM	KL13	
	PALAKKAD	KL15	
	PATHANAMTHITTA	KL16	
	PIYYANNUR	KL21	
	THIRUVANANTHAPURAM	KL17	
	THRISSUR	KL18	
	WAYANAD	KL19	
	LAKSHADWEEP(UT)	KAVARATTI	LD01
	LEH & LADAKH(UT)	KARGIL	LL02
		LEH	LL01
	MADHYA PRADESH	AMARKANTAK	MP34
ASHOK NAGAR		MP21	

STATE AND UT	EXAMINATION CITY	CITY CODE
	BALAGHAT	MP01
	BARWANI	MP22
	BETUL	MP02
	BHIND	MP23
	BHOPAL	MP03
	CHHATARPUR	MP24
	CHHINDWARA	MP05
	DAMOH	MP25
	DATIA	MP26
	DEOGHAR (MADHYA PRADESH)	MP27
	DEWAS	MP19
	DHAR	MP16
	GUNA	MP28
	GWALIOR	MP06
	HOSHANGABAD	MP17
	INDORE	MP07
	JABALPUR	MP08
	KHANDWA	MP29
	KHARGONE (WEST NIMAR)	MP18
	MANDSAUR	MP30
	MORENA	MP31
	NEEMUCH	MP32
	RAJGARH	MP35
	RATLAM	MP33
REWA	MP11	
SAGAR	MP12	
SATNA	MP13	
SINGRAULI	MP36	
UJJAIN	MP15	
VIDISHA	MP20	
MAHARASHTRA	AHMEDNAGAR	MR01
	AKOLA	MR02
	AMRAVATI	MR03
	AURANGABAD(MAHARASHTRA)	MR04
	BEED	MR30
	BHANDARA	MR31
	BULDHANA	MR32
	CHANDRAPUR	MR09
	DHULE	MR10
	GADCHIROLI	MR40
	GONDIA	MR35
	JALGAON	MR13
	KOLHAPUR	MR14
	LATUR	MR15

STATE AND UT	EXAMINATION CITY	CITY CODE
	MUMBAI/NAVI MUMBAI	MR16
	NAGPUR	MR17
	NANDED	MR18
	NANDURBAR	MR36
	NASHIK	MR19
	OSMANABAD	MR37
	PALGHAR	MR33
	PARBHANI	MR38
	PUNE	MR22
	RAIGAD	MR23
	RATNAGIRI	MR24
	SANGLI	MR25
	SATARA	MR26
	SINDHUDURG	MR39
	SOLAPUR	MR27
	THANE	MR28
	WARDHA	MR29
	WASHIM	MR41
	YAVATMAL	MR34
	MANIPUR	CHANDEL
IMPHAL		MN01
MEGHALAYA	EAST KHASI HILLS	MG02
	RI BHOI	MG03
	SHILLONG	MG01
MIZORAM	AIZAWL	MZ01
	MAMIT	MZ02
NAGALAND	DIMAPUR	NL01
	KIPHRIE	NL03
	KOHIMA	NL02
	LUMAMI	NL04
ODISHA	ANGUL	OR10
	BALANGIR	OR20
	BALASORE (BALESWAR)	OR02
	BARAGARH	OR21
	BARIPADA/MAYURBANJ	OR12
	BERHAMPUR / GANJAM	OR03
	BHADRAK	OR11
	BHAWANIPATNA / KALAHANDI	OR18
	BHUBANESWAR	OR04
	CUTTACK	OR05
	DHENKANAL	OR06
	JAGATSINGHPUR	OR17
	JAJPUR	OR13
	JEYPORE(ODISHA)	OR19
	JHARSUGUDA	OR22

STATE AND UT	EXAMINATION CITY	CITY CODE
	KENDRAPARA	OR14
	KENDUJHAR (KEONJHAR)	OR15
	KORAPUT	OR27
	MALKANGIRI	OR23
	NAWARANGPUR	OR28
	NUAPADA	OR29
	PARALAKHEMUNDI (GAJAPATI)	OR24
	PHULBANI (KANDHAMAL)	OR25
	PURI	OR16
	RAYAGADA	OR26
	ROURKELA	OR08
	SAMBALPUR	OR09
PUDUCHERRY	KARAIKAL	PO02
	PUDUCHERRY	PO01
PUNJAB	AMRITSAR	PB01
	BHATINDA	PB02
	FARIDKOT	PB14
	FAZILKA	PB15
	FIROZPUR	PB16
	GURDASPUR	PB17
	HOSHIARPUR	PB13
	JALANDHAR	PB04
	LUDHIANA	PB05
	MOGA	PB20
	PATHANKOT	PB07
	PATIALA/FATEHGARH SAHIB	PB08
	RUPNAGAR	PB18
	SAHIBZADA AJIT SINGH NAGAR	PB12
	SANGRUR	PB11
SRI MUKTSAR SAHIB	PB19	
RAJASTHAN	AJMER	RJ01
	ALWAR	RJ02
	BARAN	RJ27
	BARMER	RJ19
	BHARATPUR	RJ16
	BHILWARA	RJ12
	BIKANER	RJ05
	CHITTORGARH	RJ20
	CHURU	RJ21
	DAUSA	RJ17
	DHOLPUR	RJ22
	HANUMANGARH	RJ23
	JAIPUR	RJ06
	JAISALMER	RJ24

STATE AND UT	EXAMINATION CITY	CITY CODE
	JHUNJHUNU	RJ13
	JODHPUR	RJ07
	KARAULI	RJ18
	KOTA	RJ08
	NAGOUR	RJ14
	PALI	RJ25
	SAWAI MADHOPUR	RJ15
	SIKAR	RJ09
	SIROHI	RJ26
	SRIGANGANAGAR	RJ10
	UDAIPUR	RJ11
	SIKKIM	GANGTOK
WEST SIKKIM		SM02
TAMIL NADU	ARIYALUR	TN24
	CHENGALPET	TN25
	CHENNAI	TN01
	COIMBATORE	TN02
	CUDDALORE	TN03
	DHARMAPURI	TN26
	DINDIGUL	TN27
	ERODE	TN28
	KANCHIPURAM	TN05
	KANYAKUMARI/NAGER COIL	TN06
	KARUR	TN29
	KRISHNAGIRI	TN21
	MADURAI	TN08
	NAGAPATTINAM	TN30
	NAMAKKAL	TN10
	PUDUKKOTTAI	TN31
	RAMANATHAPURAM	TN32
	SALEM	TN11
	SIVAGANGA	TN33
	THANJAVUR	TN12
	THIRUVALLUR	TN34
	THOOTHUKUDI	TN13
	TIRUCHIRAPPALLI	TN14
	TIRUNELVELI	TN15
	TIRUPPUR	TN22
	TIRUVANNAMALAI	TN35
	TIRUVARUR	TN16
UDHAGAMANDALAM	TN36	
VELLORE	TN18	
VILUPPURAM	TN23	
VIRUDHUNAGAR	TN20	
TELANGANA	ADILABAD	TL12

STATE AND UT	EXAMINATION CITY	CITY CODE
	ASIFABAD	TL23
	BHUPALAPALLY	TL24
	GADWAL	TL13
	HAYATHNAGAR	TL14
	HYDERABAD/SECUNDE RABAD	TL01
	JAGTIAL	TL15
	JANGAON	TL16
	KARIMNAGAR	TL02
	KHAMMAM	TL03
	KOTHAGUEDEM	TL17
	MAHABUBABAD	TL10
	MAHBUBNAGAR	TL04
	MANCHERIAL	TL18
	MEDAK	TL19
	MEDCHAL	TL20
	NALGONDA	TL05
	NIZAMABAD	TL08
	SANGAREDDY	TL21
	SIDDIPET	TL11
	SURYAPET	TL09
	VIKARABAD	TL22
	WARANGAL	TL07
TRIPURA	AGARTALA	TA01
	DHALAI	TA02
UTTAR PRADESH	AGRA	UP01
	ALIGARH	UP02
	ALLAHABAD/PRAYAGR AJ	UP03
	AMBEDKAR NAGAR	UP25
	AMETHI	UP44
	AZAMGARH	UP19
	BAHJOI	UP46
	BAHRAICH	UP47
	BALLIA	UP20
	BALRAMPUR	UP60
	BANDA	UP26
	BARABANKI	UP27
	BAREILLY	UP04
	BASTI	UP28
	BIJNOR	UP21
	BUDAUN	UP48
	BULANDSHAHR	UP29
	CHANDAULI	UP41
	CHITRAKOOT	UP61
	DEORIA	UP30
	ETAWAH	UP31

STATE AND UT	EXAMINATION CITY	CITY CODE
	FAIZABAD	UP06
	FATEHPUR	UP49
	FIROZABAD	UP22
	GHAZIABAD	UP07
	GHAZIPUR	UP23
	GONDA	UP50
	GORAKHPUR	UP08
	HAPUR (PANCHSHEEL NAGAR)	UP51
	HARDOI	UP52
	HATHRAS	UP53
	JALAUN (ORAI)	UP32
	JAUNPUR	UP24
	JHANSI	UP10
	KANPUR	UP11
	KAUSHAMBI	UP54
	KUSHINAGAR	UP33
	LAKHINPUR KHERI	UP34
	LALITPUR	UP55
	LUCKNOW	UP12
	MAINPURI	UP56
	MATHURA	UP13
	MAU	UP35
	MEERUT	UP14
	MIRZAPUR	UP36
	MORADABAD	UP15
	MUZAFFARNAGAR	UP16
	NAUGARH	UP57
	NOIDA/GREATER NOIDA	UP09
	PRATAPGARH	UP43
	RAEBARELI	UP37
	RAMPUR	UP58
	SAHARANPUR	UP38
	SHAHJAHANPUR	UP39
	SHRAVASTI	UP62
	SITAPUR	UP17
	SONBHADRA	UP42
	SULTANPUR	UP40
	UNNAO	UP59
	VARANASI	UP18
UTTARAKHAND	ALMORA	UK09
	DEHRADUN	UK01
	HALDWANI	UK02
	HARIDWAR	UK03
	NAINITAL	UK04
	NEW TEHRI	UK10

STATE AND UT	EXAMINATION CITY	CITY CODE
	PANTNAGAR	UK05
	PAURI GARHWAL	UK08
	ROORKEE	UK06
	SRINAGAR(UK)	UK11
	UDHAM SINGH NAGAR	UK07
WEST BENGAL	ASANSOL	WB01
	BANKURA	WB16
	BURDWAN(BARDHAMAN)	WB02
	DARJEELING	WB18
	DURGAPUR	WB04
	HOOGLHY	WB06
	HOWRAH	WB07
	JALPAIGURI	WB19
	KALYANI	WB08
	KHARAGPUR	WB13
	KOLKATA	WB10
	MALDA	WB20
	MURSHIDABAD	WB21
	NADIA	WB17
	NORTH 24 PARGANAS	WB12
PURBA MEDINIPUR	WB14	

STATE AND UT	EXAMINATION CITY	CITY CODE
	SANTINIKETAN	WB23
	SILIGURI	WB11
	SOUTH 24 PARGANAS	WB15
	SURI	WB22
OUT-SIDE INDIA	BAHRAIN	ZZ01
OUT-SIDE INDIA	COLOMBO	ZZ02
OUT-SIDE INDIA	DOHA	ZZ03
OUT-SIDE INDIA	DUBAI	ZZ04
OUT-SIDE INDIA	JAKARTA	ZZ13
OUT-SIDE INDIA	KATHMANDU	ZZ05
OUT-SIDE INDIA	KUALA LAMPUR	ZZ11
OUT-SIDE INDIA	KUWAIT	ZZ10
OUT-SIDE INDIA	LAGOS/ABUJA	ZZ12
OUT-SIDE INDIA	MUSCAT	ZZ06
OUT-SIDE INDIA	RIYADH	ZZ07
OUT-SIDE INDIA	SHARJAH	ZZ08
OUT-SIDE INDIA	SINGAPORE	ZZ09

Appendix –IV

Procedure for Online Payment of Fee and Helpline for Payment Related Queries

After completing Step 2 of the **Online** Application Form, the candidate may remit the examination fee (**Step 3**) in the following manner:

- Check the validity of the Debit/ Credit Card and keep it ready with you while logging on to the website for submitting Application Form. The candidates should enter the information asked for and make payment through a Debit/ Credit Card.
- Through Net Banking, check the balance in your account and keep all credentials ready with you while logging on to the website for making payment. The candidates should log in with his/her credentials of net banking and make payments accordingly.
- For payment through a UPI Service, check whether there is a requisite balance in the Bank Account / Wallet to which the concerned UPI is linked.
- For payment through Paytm, check whether there is a requisite balance in the Account / Wallet to which it is linked.

Prescribed Examination Fee (please see the Information at a Glance) can be paid through any Bank/Payment Gateway in any Payment Mode [service/processing charges per transaction and GST applicable thereon @ 18 % are to be borne by the candidate

S. No	Mode of Payment	ICICI BANK		CANARA BANK		STATE BANK OF INDIA		PAYTM		
1	Net Banking	ICICI	Nil	Canara Bank	Nil	SBI	Rs 5.00+GST	Rs 4 +GST		
		Other Banks	Rs 4.00 + GST	Other Banks	5.00 + GST	Other Banks				
2	Debit Cards	ICICI or Other Banks	Upto Rs 2000/-	Nil	Rupay Card of Canara Bank or Other Banks	Nil	Nil		Upto Rs 2000/-	Only Rupay Card, No Charges
			Above Rs 2000/-	0.5 % + GST					Above Rs 2000/-	Only Rupay Card, No Charges
3	Credit Cards	Domestic	0.40% + GST		Domestic	0.80% + GST	Domestic	0.80% + GST	Domestic	0.8%+GST
		International	2.35% + GST		International	2.35% + GST	International	3.50% + GST (Minimum Rs 11/-)	International	3.5%+GST
4	Unified Payment Interface (UPI)	ICICI or other banks	Upto Rs 2000/-	Nil	Nil	Nil	Nil		Upto Rs 2000/-	Nil
			Above Rs 2000/-	Nil					Above Rs 2000/-	Nil
								PAYTM Wallet Charge	1.10%+GST	
								PAYTM Postpaid (Apply Now, Pay later)	1.50%+GST	

Note:

In case, the fee payment status is not ‘OK’, or the Confirmation Page of the Online Application is not generated after fee payment (completion of Step 3), the candidate is advised to contact the helpline number/email of the concerned Bank/Payment Gateway Integrator, as mentioned below:-

(a) If Paying through State Bank of India (SBI):

Level	Name	Email ID	Contact Number
1	Helpdesk	dgmcs.cc@sbi.co.in	18004253800
2	Helpdesk3	sbi.05222@sbi.co.in	08026599990
3	Customer Care	agmcustomer.lhodel@sbi.co.in	1800112211
4	Through SMS	UNHAPPY (add text)	8008202020

(b) If Paying through Canara Bank:

Level	Name	Email ID	Contact Number
1	HelpDesk	pgsupport@billdesk.com/ dssronoida@canarabank.com/ cb18688@canarabank.com	(022)61060524 / 8700098336/ 7428206788/ 9535293631
2	Complaint Management Services	pgsupport@billdesk.com/ dssronoida@canarabank.com/ cb18688@canarabank.com	(022)61060524/ 8700098336/ 7428206788/ 9535293631
3	Customer Care	pgsupport@billdesk.com/ dssronoida@canarabank.com/ cb18688@canarabank.com	(022)61060524/ 8700098336/ 7428206788/ 9535293631
4	Through SMS	---	(022)61060524/ 8700098336/ 7428206788/ 9535293631

(c) If Paying through ICICI Bank:

Level	Name	Email ID	Contact Number
1	Vikas Dwivedi	support.nta@ingenico.com	9599533577
2	Risheb Sharma	risheb.sharma@icicibank.com	9873919949

(d) If Paying through PAYTM:

Level	Name	Email ID	Contact Number
1	Helpdesk	education.support@paytm.com	9205780645
2	Helpdesk	education.support@paytm.com	0120-4789526

(e) For any queries/ clarifications, candidates can also Email / call at the NTA Helpdesk:

Email ID	cuet-ug@nta.ac.in
Contact Number	011- 40759000 / 011-69227700

Computer Based Test (CBT) Guidelines

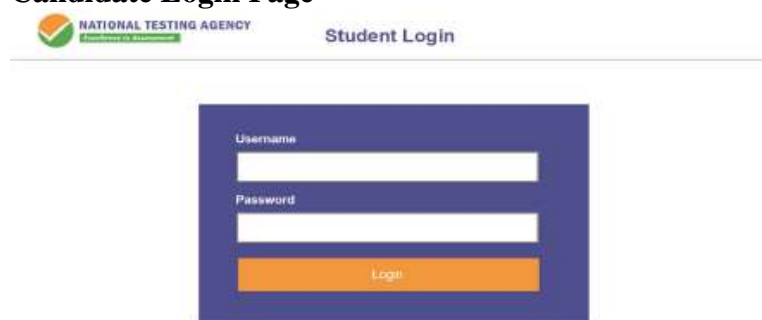
The major examinations being conducted by NTA are Computer-Based Tests (CBT). A CBT requires candidates to sit in front of a computer terminal (node) allocated to them against their Roll number and Admit card. After logging the candidate will get detailed instructions for the examinations. At the designated time of the start of the examination, the candidates will be able to proceed and see the questions on the computer screen using the computer mouse. Candidates will have the option to change/modify/edit/answers already entered at any time during the examination.

Procedure for appearing in Computer Based Test (CBT):

(Sample/mock test will be available on NTA website: www.nta.ac.in for hands-on practice)

- A computer terminal (node) indicating Roll Number will be allocated to each candidate. Candidates should find and sit on their allocated computers only. Any candidate found to have changed room/hall or the computer on their own other than the one allotted would lead to cancellation of candidature and no plea in this regard would be entertained.
- For login, the candidate will have to enter a **login ID and password**. The computer terminal allotted to the candidate will display the WELCOME login screen, Candidate's photograph and NET subject opted by the candidate.

Candidate Login Page



The screenshot shows the 'Student Login' page of the National Testing Agency. It includes the NTA logo and the text 'NATIONAL TESTING AGENCY' and 'Student Login'. The login form consists of two input fields: 'Username' and 'Password', followed by an orange 'Login' button.

Candidate Welcome Screen



The screenshot shows the 'Candidate Welcome Screen' of the National Testing Agency. It includes the NTA logo and the text 'NATIONAL TESTING AGENCY'. Below is a placeholder for a candidate's photograph, followed by the text 'Welcome, Atul Singh' and a blue 'Proceed' button.











- After login, the candidate shall be able to see the detailed instructions for the examination. Candidates are advised to go through the instructions carefully regarding the type of questions and marking scheme. At the designated time of the start of the examination, the candidates will be able to proceed and see the questions on the computer screen.

Please read the instructions carefully

General Instructions


1. The total duration of the examination is as indicated on the Admit Card issued by the NTA.
2. The clock will be set at the server. The countdown timer on the top right corner of the screen will display the remaining available time for you to complete the examination. When the timer reaches zero, the examination will end by itself and you will not be required to end or submit your examination.
3. The Question Palette displayed on the left side of the screen will show the status of each question using one of the following symbols:

The different symbols used in the test are shown below. Please go through them and understand their meanings before you start the test.


Symbol	Description
	Option Not chosen.
	Option chosen as correct (By clicking on it again you can delete your option and choose another option if desired.)
	Question number shown in blue color indicates that you have not yet attempted the question.
	Question number shown in green color indicates that you have answered the question.
	You have not yet answered the question, but marked it for coming back for review later, if time permits.
	You have answered the question, but marked it for review later, if time permits.
	Clicking on this will take you to the next question.
	Clicking on this will take you to the previous question.
	By clicking on this button, you can mark the question for review later. Please note that if you answer the question and mark for review, the question will be treated as answered and evaluated even if you do not review it.
	By clicking on this button, you can unmark the question for review

4. The Marked for Review status for a question simply indicates that you would like to look at that question again. Questions which are answered and “Marked for Review” will be automatically saved and evaluated even if the flag is not removed.
5. The questions and answer options will be displayed in the **English and the chosen language**. For any doubt or clarification, you are requested to refer to the English version as the final.

Navigating to a Question:




6. To navigate between questions within a Paper, the candidate needs to do the following:
 - Click on the question number in the Question Palette at the left of your screen to go to that question directly in the corresponding section. Note that using this option does NOT save your answer to the current question.
 - You can click on the  arrow on the top of the question window to go to the next

question. You can click on the  which appears on the left side of the question window for going back to the previous question.

- Your answer to a question is automatically saved when you click on the  button on the top right-hand corner of the question window. Please note that there is no separate SAVE button.


Answering a Question:

7. Procedure for answering a Multiple Choice Type question:

- To select your answer, click on the  button of one of the options.
- To de-select your chosen answer, click on the  button of the chosen option again.
- To change your chosen answer, click on  the button of another option.
- You can click **Mark for review** on the top left-hand side of the question window when you want to come back to that question later on, whether you have answered it or not, and proceed to other questions.
- When you answer any question "Marked for review", the status of the question changes automatically to "Answered".
- You can click on **Unmark for review** when you want to change the status and freeze the answer already given or answer the question.

8. To change your answer to a question that has already been answered, first select that question for answering and then follow the procedure for answering that type of question.

Navigating through sections:

9. Sections in this question paper are displayed on the left-hand side of the screen. Questions in a section can be viewed by clicking on the section name.
10. After clicking  the button on the last question for a section, you will automatically be taken to the first question of the next section.
11. You can shuffle between sections and questions anytime during the examination as per your convenience only during the time stipulated.
12. You can view the section summary as part of the legend that appears in every section below the question palette.

Instruction for Question:

13. For the correctness of the translation for a particular language, only the **English version** will be considered as the final version for evaluation purposes.

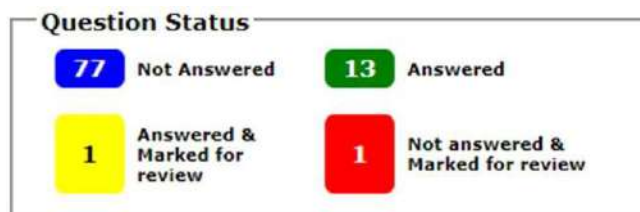
The keyboard attached to the computer, if any, will be disabled during the entire duration of the examination. Candidates will have the option to change/modify answers already entered anytime during the entire duration of the examination.

In case the computer/mouse allotted to any candidate malfunctions anytime during the test, he/she will be immediately allotted another computer system and the time lost due to this will

be adjusted in the server so as to give the candidate the full allotted time.

The on-screen computer clock counter of every candidate will be set at the server. The countdown timer on the top right side of the computer screen will display the time remaining (in minutes) available for the candidate to complete the examination. When the timer reaches zero, the examination will end by itself. The candidates will not be required to end or submit the examination.

The Question Status displayed on the bottom left screen will show the status of each question using one of the following symbols:



The question(s) “Answered and Marked for Review” status for a question indicates that the candidates would like to have a relook at that question again. A candidate has the option of answering a question and simultaneously “Marked for Review”, these answers will be considered for evaluation. However, if a candidate has simply put “Marked for Review” for a question without answering it, the corresponding question marked for review without an answer will not be considered for evaluation. It may be noted that a candidate can return to any “Marked for Review” question any time during the examination by clicking on the corresponding question number icon displayed on the Question Palette of the corresponding section.

- (a) Blank Sheets for doing Rough Work/calculations shall be provided to the candidates. The Blanks Sheets would have a Header page for the candidates to write down his/her Name and Roll Number. All calculations/writing work is to be done only in the Blank Sheets provided at the Centre in the Examination Room/Hall and on completion of the test candidates must hand over the rough sheets to the invigilator on duty in the Room/Hall.

(b) ROUGH WORK:

All calculations/writing work is to be done only in the rough sheet provided at the Centre in the Examination Room/Hall and on completion of the test candidates must hand over the rough sheets to the invigilator on duty in the Room/Hall.

NTA: Test Practice Centres (TPCs)**What is a Test Practice Centre (TPCs)?**

The Ministry of Human Resource Development mandated the NTA to set up, establish and create a network of Test Practice Centres for candidates, especially in remote and rural areas to enable them to practice and be comfortable in taking a Computer Based Test (CBT). This facility is completely free of cost. Candidates can register online (on the NTA website) where they are provided a convenient TPC near to their location to practice on a given computer node. This facilitates and eases the process of being able to take a Computer Based Test (CBT). The entire experience of using a computer is close to the actual experience of taking a CBT. All efforts are made to provide practice tests and questions so that candidates can familiarize themselves with logging into the system, go through the detailed instructions regarding the test, use the mouse or numeric keyboard on-screen (virtual) for attempting each question, scroll down to the next question, navigate between questions, review and edit their options and submit questions.

The objective of TPCs is primarily to organize test practice for the upcoming NTA examinations.

**Procedure to be adopted for compilation of NTA scores for multi-session Papers
(Normalization procedure based on PERCENTILE SCORE)**

NTA may conduct examinations on multiple dates, generally in two sessions per day. The candidates will be given different sets of questions per session and it is quite possible that in spite of all efforts of maintaining equivalence among various question papers, the difficulty level of these question papers administered in different sessions may not be exactly the same. Some of the candidates may end up attempting a relatively tougher set of questions when compared to other sets. The candidates who attempt the comparatively tougher examination are likely to get lower marks as compared to those who attempt the easier one. In order to overcome such a situation, “**Normalization procedure based on Percentile Score**” will be used for ensuring that candidates are neither benefitted nor disadvantaged due to the difficulty level of the examination. With the objective of ensuring that a candidate’s true merit is identified and that a level playing field is created in the above context, the Normalization Procedure, set out below shall be adopted, for compiling the NTA scores for multi-session papers.

The process of Normalization is an established practice for comparing candidate scores across multi-session papers and is similar to those being adopted in other large educational selection tests conducted in India. For normalization across sections, NTA shall use the percentile equivalence.

Percentile Scores: Percentile scores are scores based on the relative performance of all those who appear for the examination. The marks obtained are transformed into a scale ranging from 100 to 0 for each session of examinees.

The Percentile Score indicates the percentage of candidates that have scored EQUAL TO OR BELOW (same or lower raw scores) that particular Percentile in that examination. Therefore the topper (highest score) of each session will get the same Percentile of 100 which is desirable. The marks obtained in between the highest and lowest scores are also converted to appropriate Percentiles.

The Percentile score will be the Normalized Score for the examination (instead of the raw marks of the candidate) and shall be used for the preparation of the merit lists.

The Percentile Scores will be calculated up to 7 decimal places to avoid the bunching effect and reduce ties.

The Percentile score of a Candidate is calculated as follows:

$100 \times \frac{\text{Number of candidates appeared in the 'Session' with raw score EQUAL TO OR LESS than the candidate}}{\text{The total number of the candidates who appeared in the 'Session'}}$

The total number of the candidates who appeared in the 'Session'

Note: The Percentile of the Total shall **NOT** be an aggregate or average of the Percentile of the individual subject. The percentile score is not the same as the percentage of marks obtained.

Example: Suppose a test was held in 4 sessions of examinees as per details given below:

(Allocation of Days and shifts were done randomly)

(a) **The distribution of candidates were as follows:**

Session-1: Day-1 Shift-1, **Session-2:** Day-1 Shift-2, **Session-3:** Day-2 Shift-1

and **Session-4:** Day-2 Shift-2

Session	Day/Shift	No of Candidates			Marks	
		Abse nt	Appea red	Total	Highe st	Lowe st
Session-1	Day-1 Shift-1	3974	28012	31986	335	-39
Session-2	Day-1 Shift-2	6189	32541	38730	346	-38
Session-3	Day-2 Shift-1	6036	41326	47362	331	-49
Session-4	Day-2 Shift-2	9074	40603	49677	332	-44
Total (Session-1 to Session-4)		2527 3	142482	16775 5	346	-49

In this method of scoring the HIGHEST RAW SCORE in each paper (irrespective of the raw scores) will be the 100 Percentile indicating that 100% of candidates have scored equal to or lesser than the highest scorer/ topper for that session.

Highest Raw Score and Percentile Score: All the highest raw scores will have a normalized Percentile Score of 100 for their respective session.

Session	Total Candidat es Appeare d	Highest Raw Score	Candidates who scored EQUAL OR LESS THAN Highest Raw Score	Percentile Score	Remarks
Session-1	28012	335	28012	100.0000000 [(28012/28012)*100]	i.e. all the highest raw scores would be normalized to 100 Percentile Score for their respective session.
Session -2	32541	346	32541	100.0000000 [(32541/32541)*100]	
Session -3	41326	331	41326	100.0000000 [(41326/41326)*100]	
Session -4	40603	332	40603	100.0000000 [(40603/40603)*100]	

Lowest Raw Score and Percentile Score: The percentile Score of all the lowest raw scores will depend on the total number of candidates who have taken the examination for their respective sessions.

Session	Total Candidates Appeared	Lowest Raw Score	Candidates who scored EQUAL OR LESS THAN Lowest Raw Score	Percentile Score	Remarks
Session -1	28012	-39	1	0.0035699 [(1/28012)*100]	i.e. Percentile Score of all the lowest raw scores is different i.e. Percentile Score depends on the total number of candidates who have taken the examination for their respective sessions.
Session -2	32541	-38	1	0.0030730 [(1/32541)*100]	
Session -3	41326	-49	1	0.0024198 [(1/41326)*100]	
Session -4	40603	-44	1	0.0024629 [(1/40603)*100]	

The following is a further explanation of the interpretation of the raw scores and Percentile Score in Session-3 (Day-2 and Shift-1) with 41326 candidates who have taken the examination.

Candidate	Percentile Score	No of Candidates	Raw Score	Remark
A	100.0000000 [(41326/41326)*100]	1	331	This indicates that amongst those who appeared, 100% have scored either EQUAL TO OR LESS THAN candidate A (331 raw scores).
				It also indicates that no candidate has scored more than candidate A (331 raw scores).
B	90.1224411 [(37244/41326)*100]	77	121	This indicates that amongst those who appeared, 90.1224411% have scored either EQUAL TO OR LESS THAN candidate B (121 raw scores).
				It also indicates that the remaining candidates have scored more than candidate B

				(121 raw scores).
C	50.4549194 [(20851/41326)*100]	381	41	This indicates that amongst those who appeared, 50.4549194% have scored either EQUAL TO OR LESS THAN candidate C (41 raw scores). It also indicates that the remaining those who appeared have scored more than candidate C (41 raw scores).
D	31.7040120 [(13102/41326)*100]	789	25	This indicates that amongst those who appeared, 31.7040120% have scored either EQUAL TO OR LESS THAN the candidate D (25 raw scores). It also indicates that the remaining candidates have scored more than candidate D (25 raw scores).
E	1.1034216 [(456/41326)*100]	100	-15	Indicates that amongst those who appeared, 1.1034216% have scored either EQUAL TO OR LESS THAN the candidate E (-15 raw score). It also indicates that the remaining candidates have scored more than candidate E (-15 raw score).

STEP-BY-STEP PROCEDURE FOR NORMALIZATION AND PREPARATION OF RESULT:

Step-1: Distribution of Examinees in two shifts:

Candidates have to be distributed into two sessions randomly so that each session has an approximately equal number of candidates. These two sessions would be as follows:

Session-1: Day-1 Shift-1, **Session-2:** Day-1 Shift-2

In the event of a more number of days or less number of shifts, the candidates will be divided accordingly.

This will ensure that there is no bias in the distribution of candidates who shall take the examination. Further, with a large population of examinees spread over the entire country the possibility of such bias becomes remote.

Step-2: Preparation of Results for each Session:

The examination results for **each session** would be prepared in the form of

- Raw Scores
- Percentiles Scores of Total raw scores.

The Percentiles would be calculated for each candidate in the Session as follows:

Let TP1 be the Percentile Score of Total Raw Score of that candidate.

$$\text{Total (TP1) : Percentile} = \frac{100 \times \text{No. of candidates appeared from the session with raw score EQUAL TO OR LESS than T1 score}}{\text{Total No. of candidates appeared in the session}}$$

Step-3: Compilation of NTA score and Preparation of Result:

The Percentile scores for the Total Raw Score for all the sessions (**Session-1:** Day-1 Shift-1, **Session-2:** Day-1 Shift-2) as calculated in **Step-2** above would be merged and shall be called the NTA scores which will then be used for the compilation of results and further processing for deciding the allocation.

PARTICULARS TO BE FILLED IN THE ONLINE APPLICATION FORM

The Columns to be filled in the Online Application Form of CUET (UG) - 2022 are as follows. All candidates shall fill up the information as given below:

S.No.	Page	Section	Fields	Remarks
1.	Registration Form	Personal Details	Candidate's Name (As per Class X or Equivalent Certificate)	
2.			Father's Name	
3.			Mother's Name	
4.			Guardian's Name	Mandatory if Father's & Mother's Name is blank
5.			Candidate's Date of Birth	Select from dropdown
6.			Gender	Select from dropdown
7.			Nationality	Select from dropdown
8.			Citizen of the Country	Only Visible If Nationality is Foreign (Other than OCI)
9.			Identity Type	Select from dropdown
10.			Valid Identification Number	
11.		Present Address	Premises No./Name	
12.			Sub Locality	Optional
13.			Locality	Optional
14.			Country	Select from dropdown
15.			State/UT	Select from dropdown
16.			District	Select from list based on State (State-District details attached)
17.			Pin code	
18.			Email Address	
19.			Confirm Email Address	
20.			Mobile Number (without country code or 0)	
21.		Confirm Mobile Number		
22.		Alternate Contact Number	Optional	
23.		Permanent Address	Premises No./Name	
24.			Sub Locality	Optional
25.			Locality	Optional
26.			Country	Select from dropdown
27.			State/UT	Select from dropdown
28.			District	Select from list based on State (State-District details attached)
29.		Pin code		
30.		Choose Password	Password (Minimum 8 characters)	For e.g. Demo@321
31.			Confirm Password	
32.			Security Question	
33.			Security Answer	
34.		Security Pin	Security Pin	To be entered as displayed on the Screen
35.	Application Form	Personal Details	Candidate's Name (As per class X or Equivalent Certificate)	
36.			Candidate's Date of Birth	Select from dropdown
37.			Gender	Select from dropdown

38.		Nationality	Select from dropdown
39.		Citizen of the Country	Only Visible If Nationality is Foreign (Other than OCI)
40.		Category	Select from dropdown
41.		If you are a PwBD Candidate with benchmark disability 40% or more/severe where percentage is not defined	Yes/No
42.		Type of Disability	Only Visible if PwBD is Yes
43.		Other Type of Disability	Only Visible if Type of Disability is Other.
44.		Do you need a Scribe (As per the criteria given in the Information Bulletin)?	Only Visible if PwBD is Yes
45.		Father's Name	
46.		Father's Qualification	Select from dropdown
47.		Father's Occupation	Select from dropdown
48.		Mother's Name	
49.		Mother's Qualification	Select from dropdown
50.		Mother's Occupation	Select from dropdown
51.		Guardian's Name	Optional
52.		Annual Family Income	Select from dropdown
53.		Are You Twin ?	Yes/No
54.		Name of the other Brother/Sister as per Class X Certificate	only visible if 'Are you a Twin' is yes
55.		Roll Number of Class 10th or its equivalent of the Twin	only visible if 'Are you a Twin' is yes
56.		Domicile State	Select from dropdown
57.		Are you Diabetic ?	Select from dropdown
58.		Place of Residence	Select from dropdown
59.		Mode of Preparation	Select from dropdown
60.		Other Mode of Preparation	
61.		Medium of Study in Qualifying Examination	Select from dropdown
62.	Present Address	Premises No./Name	
63.		Sub Locality	Optional
64.		Locality	Optional
65.		Country	Select from dropdown
66.		State/UT	Select from dropdown
67.		District	Select from list based on State (State-District details attached)
68.		Pin code	
69.	Permanent Address	Premises No./Name	
70.		Sub Locality	Optional
71.		Locality	Optional
72.		Country	Select from dropdown
73.		State/UT	Select from dropdown
74.		District	Select from list based on State (State-District details attached)
75.	Pin code		
76.	Other Quota & Category	Do you belong to Below Poverty Line ?	Yes/No
77.		Are you Kashmiri Migrant ?	Yes/No
78.		Ward of Defence Personnel / Ex-Servicemen	Yes/No
79.		Claim for NCC Quota	Yes/No
80.		Claim for Sports Quota	Yes/No

81.			Level of Sports Achievement	Select from dropdown Only visible if Claims for Sports Quota is selected Yes
82.			Are you a ward of University Employee?	Yes/No
83.			Is your Father Employee of University	Only Visible if Ward of University Employee is Yes
84.			Name of the University	Only Visible if Ward of University Employee is Yes
85.			Father's Employee ID	Only Visible if Ward of University Employee is Yes and Is your Father Employee of University is yes
86.			Name of the Department/Affiliated College	Only Visible if Ward of University Employee is Yes and Is your Father Employee of University is yes
87.			Father's Designation	Only Visible if Ward of University Employee is Yes and Is your Father Employee of University is yes
88.			Father's Employment Status	Only Visible if Ward of University Employee is Yes and Is your Father Employee of University is yes
89.			Is your Mother Employee of University	Only Visible if Ward of University Employee is Yes
90.			Name of the University	Only Visible if Ward of University Employee is Yes and Is your Mother Employee of University is yes
91.			Mother's Employee ID	Only Visible if Ward of University Employee is Yes and Is your Mother Employee of University is yes
92.			Name of the Department/Affiliated College	Only Visible if Ward of University Employee is Yes and Is your Mother Employee of University is yes
93.			Mother's Designation	Only Visible if Ward of University Employee is Yes and Is your Mother Employee of University is yes
94.			Mother's Employment Status	Only Visible if Ward of University Employee is Yes and Is your Mother Employee of University is yes
95.		Qualification Details (Class 10th or Equivalent)	Result Status	Select From dropdown
96.			Passing Year	Select From dropdown
97.			Qualifying Exam	10th or Equivalent (pre-filled)
98.			Place of Schooling	Rural/Urban
99.			Type of School/College	Select From dropdown
100.			Other Type of School/College	
101.			Qualifying Examination Country	Select From dropdown
102.			Qualifying Examination State	Select From dropdown
103.			Qualifying Examination District	Select from list based on State (State-District details attached)
104.			Board Name	Select From dropdown
105.			Other Board Name	Only Visible if Board Name selected OTHER from the dropdown

106.			School/College Name Address		
107.			School/College Pin code		
108.			Roll Number		
109.			Result Mode	Grade/Percentage	
110.			Maximum Grade Point	Visible if Result Mode Selected Grade	
111.			CGPA Obtained		
112.			CGPA Equivalent Percentage		
113.			Maximum Marks	Visible if Result Mode Selected Percentage	
114.			Marks Obtained		
115.			Percentage		
116.		Qualification Details (Class 12th or Equivalent)	Result Status	Select From dropdown	
117.			Passing Year	Select From dropdown	
118.			Qualifying Exam	12th or equivalent (pre-filled)	
119.			Place of Schooling	Rural/Urban	
120.			Type of School/College	Select From dropdown	
121.			Other Type of School/College	Only Visible if Type of School/College is selected Other.	
122.			Qualifying Examination Country	Select From dropdown	
123.			Qualifying Examination State	Select From dropdown	
124.			Qualifying Examination District	Only Visible if the state is selected.	
125.			Board Name	Select From dropdown	
126.			Other Board Name	Only Visible if Board Name selected OTHER from the dropdown	
127.				School/College Name Address	
128.				School/College Pin code	
129.				Roll Number	
130.				Result Mode	Grade/Percentage
131.				Maximum Grade Point	Visible if Result Mode Selected Grade
132.				CGPA Obtained	
133.				CGPA Equivalent Percentage	
134.				Maximum Marks	Visible if Result Mode Selected Percentage
135.				Marks Obtained	
136.			Percentage		
137.		University/Programme Selection	Select University Name	Select From dropdown	
138.			Select Programme Name	Only Visible if the University Name is selected.	
139.		Test Paper / Subject(s) Selection	Language from Section IA	Select From dropdown	
140.			Domain-Specific Subject 1	Select Subject from dropdown	
141.			Domain-Specific Subject 2	Select from dropdown	
142.			Do you want to apply for General Test Section III	Select Subject from dropdown	
143.			Additional Language from Section IA + Section IB	Select from dropdown	
144.			Additional Language from Section IA + Section IB in lieu of Domain specific subjects	Select from dropdown,	
145.			Domain-Specific Subject 3	Select from dropdown	
146.			Domain-Specific Subject 4	Select from dropdown	
147.			Domain-Specific Subject 5	Select from dropdown	
148.			Domain-Specific Subject 6	Select from dropdown only visible if Additional Language from Section IA + Section IB in lieu of Domain specific subjects is selected as Not Applicable	
149.		<u>Examination Center</u>	Question Paper Medium	Select from dropdown	

150.		<u>Details</u>	Center City Preference 1	Select Exam Centre City from dropdown, based on permanent and contact address state/country
151.			Center City Preference 2	
152.			Center City Preference 3	
153.			Center City Preference 4	
154.	Documents Upload	Upload Images/Pdf	Candidate's Photograph (with 80% face without mask) (jpg, jpeg)	The size of the scanned photograph should be between 10 kb to 200 kb
155.			Candidate's Signature (jpg, jpeg)	The size of the scanned signature should be between 4 kb to 30 kb
156.*			Category Certificate (pdf) (On Selection of Category other than General/Unreserved)	The size of the scanned copy of the Category certificate (OBC-NCL/SC/ST/EWS etc.) should be in pdf between 50kb to 300kb
157.			BPL Certificate (pdf) (On Selection of BPL as Yes)	The size of the scanned copy of certificates should be in pdf between 50kb to 300kb
158.			Kashmiri Migrant Certificate (pdf) (On Selection of Kashmiri Migrant as yes)	
159.			Ward of Defence Personnel / Ex-Servicemen Category Certificate (pdf) (On Selection of Ward of Defence Personnel / Ex-Servicemen)	
160.	Person With Disability (PwBD) Certificate (pdf) (On Selection of PwBD Candidate with benchmark disability 40% or more as yes)			

*See Corrigendum on page No. 106


Replica of CUET (UG) - 2022 Examination

Steps to be followed for the New Registration

Step 1: “New Registration”

Click on the “Register” button for the fresh registration for the CUET (UG) -2022 exam.

CUET (UG) 2022 portal: <https://cuet.samarth.ac.in>



Step 2: Instructions and Procedure for online submission of Application Form

- Applicant should read the **Information Bulletin** carefully before applying for the CUET (UG) 2022 exam.



विश्वविद्यालयी प्रवेश परीक्षा (कुएट) - 2022
Common University Entrance Test
CUET (UG) - 2022



Instructions and Procedure for online submission of Application Form

[Download Information Bulletin](#)

- Candidates must read carefully the Instructions (including how to fill up the Application Form online) given in the Information Bulletin available on the NTA Website. Candidates not complying with the instructions shall be summarily disqualified.
- Candidates can apply for CUET (UG) - 2022 through the "Online" mode only. The Application Form in any other mode will not be accepted.
- Submission of Application Form should be made by the candidate online through the NTA website: <https://cuet.nta.nic.in/>

4. Instructions for filling Online Application Form:

- Download Information Bulletin and Replica of Application Form. Read these carefully to ensure your eligibility.

Follow the steps given below to Apply Online:

Step 1: Registration Form:

Register for the Online Application Form and note down the system-generated Application Number. The candidate should provide the required details while filling the Online Application Form and is also required to create PASSWORD and choose Security Question and enter his/her Answer. After successful submission of the personal details, an Application Number will be generated and it will be used to complete the remaining Steps of the Application Form and will also be required for all future reference/correspondence. For subsequent logins, the candidate will be able to login directly with the respective system-generated Application Number and created Password.

Step 2: Application Form:

The Candidates can log in with the system-generated Application Number and pre-created Password for completing the Application Form including filling up personal details, providing the details of educational qualification, university/ programme selection, test paper details, choosing the Examination Cities, and uploading the images and documents (if any).

Upload Scanned Images of Candidate's Photograph, Signature, Class X/ Equivalent Certificate and Category Certificate (if applicable), and PwBD Certificate (wherever applicable):

- The recent photograph should be either in colour or black & white with 80% face (without mask) visible including ears against a white background.
- Scanned photograph and signature should be in JPG/JPEG format (clearly legible).
- The size of the scanned photograph should be between 10 kb to 200 kb (clearly legible).
- The size of the scanned signature should be between 4 kb to 30 kb (clearly legible).
- The size of the scanned copy of the Category certificate (SC/ST/OBC/EWS etc.) should be in pdf between 50kb to 300kb (clearly legible).
- The size of the scanned copy of the Class X/ Equivalent Certificate should be in pdf between 50kb to 300kb (clearly legible).
- The size of the scanned copy of the PwBD certificate should be in pdf between 50 kb to 300 kb (clearly legible).

[Note: The Candidate must upload only his/her own photograph, signature, and certificate(s) as mentioned above (and not of anybody else) in a correct/proper manner. In case, it is found at any time in the future that the Candidate has used/uploaded the photograph, signature, and certificate(s) of someone else in his/her Application Form/Admit Card, or he/she has tampered his/her Admit Card/Result/Scorecard, these acts of the candidate shall be treated as Unfair Means (UFM) Practices and he/she shall be proceeded with the actions as contemplated under the provisions of the Information Bulletin relating to Unfair Means Practices.

Please check your photograph and signature before submission of the Application Form. In case the photograph or signature is blurred or not visible to identify the identity of the candidate then, the application will be rejected.

Step 3: Fee Payment:

Slot: Timing of Examination	Fee Payable by candidates (CUET (UG) - 2022) in INR*			
	No. of Tests/ Subjects	UG/UG and Part-time Programmes		
		Centres in India		Centres Outside India
		General (Unreserved)	OBC (NCL) ^{**} EWS ^{**}	SC/ST/PwBD/Third gender
Slot-1: 09:00 a.m. to 12:15 p.m.	Upto 4	₹ 650/-	₹ 600/-	₹ 550/-
Slot-2: 03:00 p.m. to 06:45 p.m.	Upto 5	₹ 650/-	₹ 600/-	₹ 550/-

* NCL: Non-Creamy Layer
 ** EWS: Economically Weaker Section

Processing charges and Goods & Service Taxes (GST) are to be paid by the candidate, as applicable.

After completing Step 1 and Step 2, the candidates must pay the requisite examination fee. The fee can be submitted only online through Net Banking, Credit Card, Debit Card, UPI, or Paytm Services. Processing charges and GST as applicable are chargeable to the candidate (in addition to the examination fee) by the concerned Bank/Payment Gateway Integrator.

The Confirmation Page of the online Application Form will be generated only after successful payment by the Candidate. In case the Confirmation Page is not generated after payment of fee, then the candidate may have to approach the concerned Bank/Payment Gateway (in the helpline number and e-mail given in the Information Bulletin) for ensuring the successful payment or for obtaining the refund of duplicate/multiple payments).

5. Candidates shall ensure that the information entered by them in their respective online Application Form is correct.

6. All candidates must ensure that they have provided the correct e-mail address and mobile number.

7. Information provided by the candidates in their respective online Application Forms, like the Name of the Candidate, Contact Details, Address Details, Category, Gender, Po/D Status, Educational Qualification Details, Date of Birth, Choice of Exam cities, etc. will be treated as final. **Any request for change in such particulars will not be considered by NTA under any circumstances.**

8. NTA does not edit/modify/alter any information entered by the candidates after completion of the application process under any circumstances. Any request for change in information thereafter will not be entertained. Therefore, candidates are advised to exercise utmost caution before filling up the correct details in the Application Form.

9. NTA disclaims any liability that may arise to a candidate(s) due to incorrect information provided by him/her in his/her online Application Form.

10. Candidates must ensure that their e-mail address and mobile number to be registered in their online Application Form are their own, as relevant/important information/communication will be sent by NTA through e-mail on the registered e-mail address and through SMS on the registered mobile number only. NTA shall not be responsible for any non-communication/miscommunication with a candidate in the E-mail Address or Mobile Number given by him/her other than his/her own.

11. Candidates are advised to visit the NTA Website (www.nta.ac.in) and check their e-mails regularly for the latest updates.

12. Candidates shall appear at their own cost at the Examination Centre on the Date, Shift, and Time indicated on their Admit Cards issued by the NTA in due course through its Website.

13. Important Instruction about PASSWORD

- i. During online form filling, the candidate will be required to choose PASSWORD and Security Question and its Answer. The candidate is advised to report/remember their password for all future logins.
- ii. For subsequent logins, the candidate will be able to login directly with their respective system-generated Application Number and the chosen Password.
- iii. The candidate is advised not to disclose or share their password with anybody. Neither NTA nor SAMARTH will be responsible for the violation or misuse of the password of a candidate.
- iv. Candidates can change his/her passwords after login if desired.
- v. Candidates should remember to log out at the end of their session so that the particulars of the candidate cannot be tampered with or modified by unauthorized persons.

The Password must be as per the following Password policy.

- i. Password must be **8 to 13 characters long**.
- ii. Password must have at least **one Uppercase** alphabet.
- iii. Password must have at least **one Lowercase** alphabet.
- iv. Password must have at least **one numeric value**.
- v. Password must have at least **one special character** eg. !@#%&*+.

How to reset your Password: The following options are available to reset Password

- i. Using Security Question and its Answer you have chosen during Form filling.
- ii. Using a verification code sent via text message (SMS) to your Registered Mobile No.
- iii. Using a reset link sent via Email to your Registered Email address.

I have read and understood the contents of the Information Bulletin and Examination Scheme of CUET (UG) - 2022 hosted on the NTA website.

[Click here to Proceed](#)

Disclaimer:

This site is designed and hosted by Samarth and the contents are provided by NTA. For any further information, please contact to NTA. (Version 1.0)

Samarth eGov

Step 3: Registration form

3.1 Personal Details

Applicant have to fill in their personal information and other details.

The screenshot displays the 'Registration Form' for CUET (UG) - 2022. The page header includes the text 'Common University Entrance Test CUET (UG) - 2022' and the 'National Testing Agency' logo. A navigation bar contains links for 'Information Bulletin', 'Universities', 'Application Guide', 'FAQs', 'About Us', and 'Contact Us', along with 'Sign in' and 'Register' buttons. The main content area is titled 'Registration Form' and contains a 'Personal Details' section with the following fields:

- Candidate's Name** (As per class X or Equivalent Certificate): Enter Candidate's Name
- Father's Name**: Enter Father's Name
- Mother's Name**: Enter Mother's Name
- Guardian's Name**: Enter Guardian's Name

3.2 Present Address

Applicant have to fill in the present address details.

The screenshot displays the 'Present Address' section of the registration form. It includes the following fields:

- Identity Type**: Select
- Valid Identification Number**: Enter Valid Identification Number
- Present Address**: [Empty text input field]
- Premises No./Name**: Enter Premises No./Name
- Sub Locality**: Enter Sub Locality
- Locality**: Enter Locality

3.3 Choose Password

Applicant have to choose the password.

120222 ✓

Choose Password

Password must be of 8-13 characters, must have one special character, one upper case character, one lower case character one numeric value. e.g Test

Password (Minimum 8 characters)

Confirm Password

Security Question

Security Answer

Security Pin

3.4 Security Pin

Applicant have to fill in the security pin and submit the required details for registration.

zuyoooq

Type the text

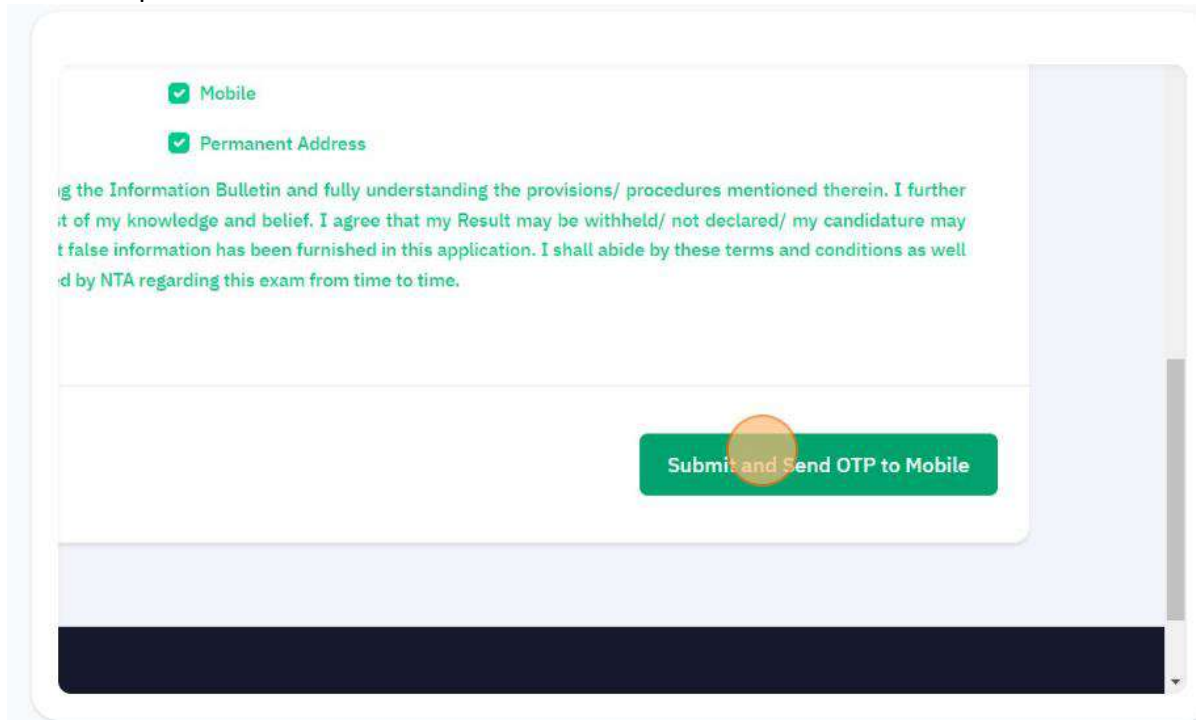
zuyoooq ✓

Click on the text to change

Submit

Step 4: Preview of the personal details

Applicant can preview and verify the personal details and can click on **“submit and send OTP to mobile”** button to proceed further.

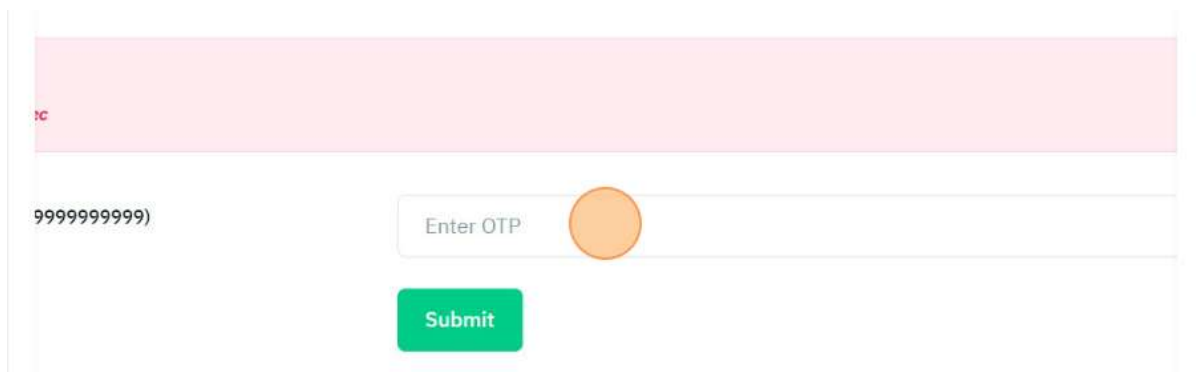


- Applicant can also edit the details (if required) by clicking on the **“Edit Registration Details”** button.

Step 5: Verification of OTP

Each Applicant has to complete the OTP verification process.

- OTP will be received on the registered mobile number/Email id of the Applicant.



- Applicant will receive an Application form number after the successful verification of the OTP on their registered mobile number/Email id.
- Applicant are advised to note the application form number for the future reference.

Step 6: Login

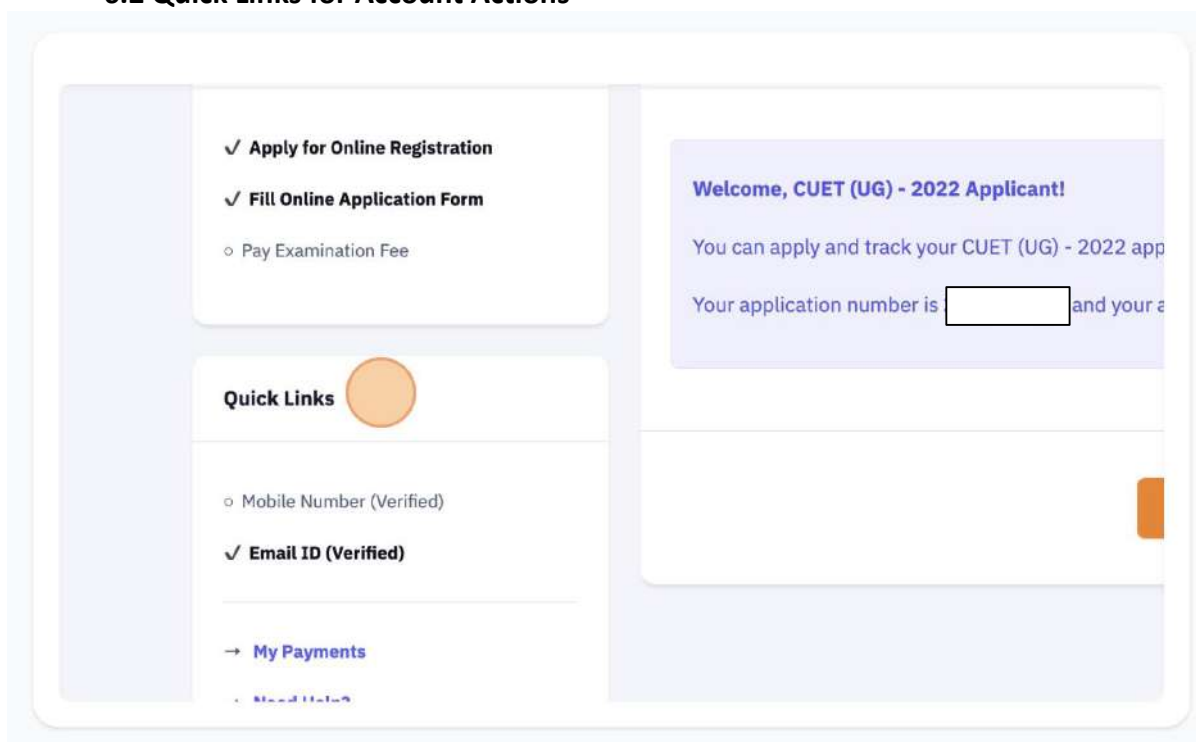
After successful OTP verification, Applicant can login by using the application form number and password.

The screenshot displays the CUET (UG) - 2022 online application portal. The header includes the title "CUET (UG) - 2022" and the motto "quality higher education for all". The navigation menu contains "Home", "Information Bulletin", "Universities", "Application Guide", "FAQs", "Contact Us", "Sign in", and "Register". The main content area is titled "Only Registered Candidates Sign In" and features a sign-in form with the following fields: "Application Number" (with a placeholder "Enter Application Number"), "Password", and "Enter Security Pin" (with a note "(Click on the text to change)"). A "Continue" button is positioned below the Security Pin field. At the bottom of the form, there are links for "Forgot Password?" and "Application No?". On the left sidebar, under "Apply online", there are links for "Online Registration", "Application Form", and "Application Fee". A "Registration?" section includes a "Click here for new registration" button.

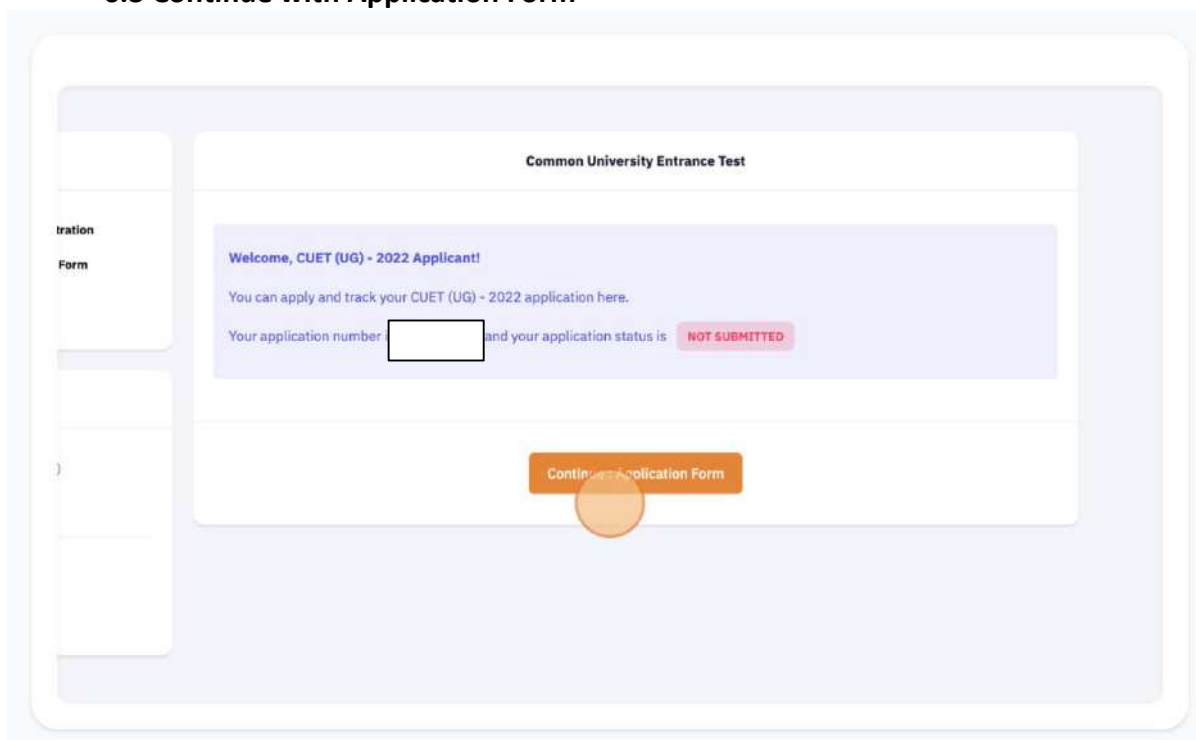
- Applicant who has already signed in, can continue the application form process by clicking on the ***“Continue Application form”*** button.

6.1 Check Form Status

6.2 Quick Links for Account Actions



6.3 Continue with Application Form



Step 7: Complete the application form

Applicant have to fill in the other personal details and click save to complete the form.

us

Online Registration
 e Application Form
 nination Fee

Registration Form

Personal Details 

Candidate's Name
 (As per class X or Equivalent Certificate)

Enter Candidate's Name

Father's Name

Enter Father's Name

Identity Type

Select

Valid Identification Number

Enter Valid Identification Number

Present Address 

Premises No./Name

Enter Premises No./Name

Sub Locality

Enter Sub Locality

Locality

Enter Locality

Alternate Contact Number

Permanent Address Click if Same As Present Address

Premises No./Name

Sub Locality

Locality

Country

Pincode

Other Quota & Category

Do you belong to Below Poverty Line ?

Are you Kashmiri Migrant ?

Ward of Defence Personnel / Ex-Servicemen

Claim for NCC Quota

Claim for Sports Quota

Are you a ward of University Employee?

A screenshot of a web form with five input fields, each containing the text "No". The fields are labeled as follows: "Migrant?", "Servicemen", "NCC Quota", "Sports Quota", and "Employee?". Below the fields is a prominent orange "Save" button.

- Applicant also can go back to the previous section by clicking on **“Back”** button.

A screenshot of a web form with two rows of input fields. The first row contains "Mother Employee ID" and "Name of the Department/College". The second row contains "Mother Designation" and "Mother Employment". Below the fields are two buttons: "Back to Dashboard" and "Update Personal Form". At the bottom, there is a dark blue footer with a disclaimer: "© Disclaimer: This site is designed and hosted by Samarth eGov and the contents are provided by NTA. For any further information..."

- Applicant can preview/update the personal details by clicking the **“Update Personal Form”** or may click **“Proceed to Next Section”** to go to next section.

--	Name of the Department/Affiliated College	--
--	Mother Employment Status	--

[Update Personal Form](#)

by Samarth eGov and the contents are provided by NTA. For any further information, please

Name of the Department/Affiliated College	--
Mother Employment Status	--

[Update Personal Form](#) [Proceed to Next Section](#)

by NTA. For any further information, please **Samarth eGov**

Step 8: Application Form: Educational Details

Application Form : Educational Details

Class Xth or Equivalent Educational Details

Result Status	Passed
Passing Year	2018
Qualifying Exam	10th or Equivalent
Place of Schooling	Urban
Type of School/College	Government Aided Private

Qualifying Examination District	NEW DELHI
Board Name	CENTRAL BOARD OF SECONDARY EDUCATION
School/College Name Address	JSRD School
School/College Pincode	110078
Roll Number	763872
Result Mode	Grade
Maximum Grade Point	10.00
CGPA Obtained	8.00
CGPA Equivalent Percentage	

Class XIIth or Equivalent Educational Details

Result Status	Passed
Passing Year	2020
Qualifying Exam	12th or Equivalent
Place of Schooling	Urban
Type of School/College	Government Aided Private
Qualifying Examination Country	India
Qualifying Examination State	

Percentage	--
CGPA Obtained	9.00

Update Educational Form

[Proceed to Next Section](#)

ed by NTA. For any further information, please

Samarth eGov

Applicant have to fill the Matriculation/10th and Intermediate/12th academic qualifications and click on the "save" button to continue.

PA Obtained 9.00

Percentage 90.00

Save

by Samarth eGov and the contents are provided by NTA. For any further information, please

- Applicant can modify the educational qualification by clicking on the ***“update educational form”*** button.

Grade	Percentage
--	Percentage
10.00	CGPA Obtained
90.00	9.00

Update Educational Form

by Samarth eGov and the contents are provided by NTA. For any further information, please

CRUCE	EXAMINATION FIGURES
--	Percentage --
10.00	CGPA Obtained 9.00
ge 90.00	

[Update Educational Form](#)

by Samarth eGov and the contents are provided by NTA. For any further information, please

Step 9: Application Form: University / Programme selection section

Applicant have to select the **University name & programme** offered by the selected University.

- Applicant can also deselect the selection by clicking on the Remove button present against each University and Programme selected.

Click on the **University/Programme Selection Preview** to move to the next section.

• The applicants shall ensure that they have read and understood the eligibility criteria, qualification/ other con the respective university for CUET – 2022 examination.
 • NTA or the respective university will not be under any circumstances will hold responsible for the selection of
 • The applicant shall ensure to select the language, domain-specific subjects and general test in the next sectio

Select University Name

--Select--

Select Progarmme Name

--Select--

UNIVERSITY NAME	PROGRAMME NAM
Central University of Himachal Pradesh Read more about university	B.Sc. Physics (Honouros)

Applicants shall ensure that they have read and understood the eligibility criteria, qualification/ other conditions, and understand the minimum academic requirements for CUET – 2022 examination.

The respective university will not be under any circumstances will hold responsible for the selection of the subjects, opted program, or eligible candidate. Applicant shall ensure to select the language, domain-specific subjects and general test in the next section of the application form as per the

University Name ✓ Select Programme Name +

UNIVERSITY NAME	PROGRAMME NAME
Panjab University	B.Sc. Physics (Honours)

PROGRAMME NAME	ACTION
B.Tech in Dairy Technology	<input type="button" value="Remove"/>
B.Sc. Physics (Honours)	<input type="button" value="Remove"/>

[University / Programme Selection Preview](#)

- Applicant can update the programme form by clicking on the update *programme form* button.

UNIVERSITY NAME	PROGRAMME NAME
University of Kashmir University	Integrated B.Sc-M.Sc Zoology
University of Jammu University	Integrated B.Sc (Hons) - M.Sc in Zoology

[Update Programme Form](#)

Integrated B.Sc-M.Sc Zoology
Integrated B.Sc (Hons) - M.Sc in Zoology

[Update Programme Form](#)

[Proceed to Next Section](#)

Samarth eGov

Step 10: Test Paper/Subject(s) selection

Applicant have to select the test paper/subject for the First & Second slot of the examination.

- Applicant must read the information bulletin of the respective University before test paper/subject selection.

Select Test Paper / Subject(s) Selection for First Slot

Language from Section IA

Select

Domain-Specific Subject 1

Select

Domain-Specific Subject 2

Select

Do you want to apply for General Test Section
III

Select

Select Test Paper / Subject(s) Selection for First Slot

Language from Section IA

101 : English

Domain-Specific Subject 1

Select

Domain-Specific Subject 2

Select

Do you want to apply for General Test Section
III

Select

SELECT THE PAPER / VISUAL AIDS (SCULPTURE / DRAWING) / COMMERCIAL ART

Selected the above subjects for CUET (UG) – 2022 examination and understand that the selected subject is not liable to change or n

Save

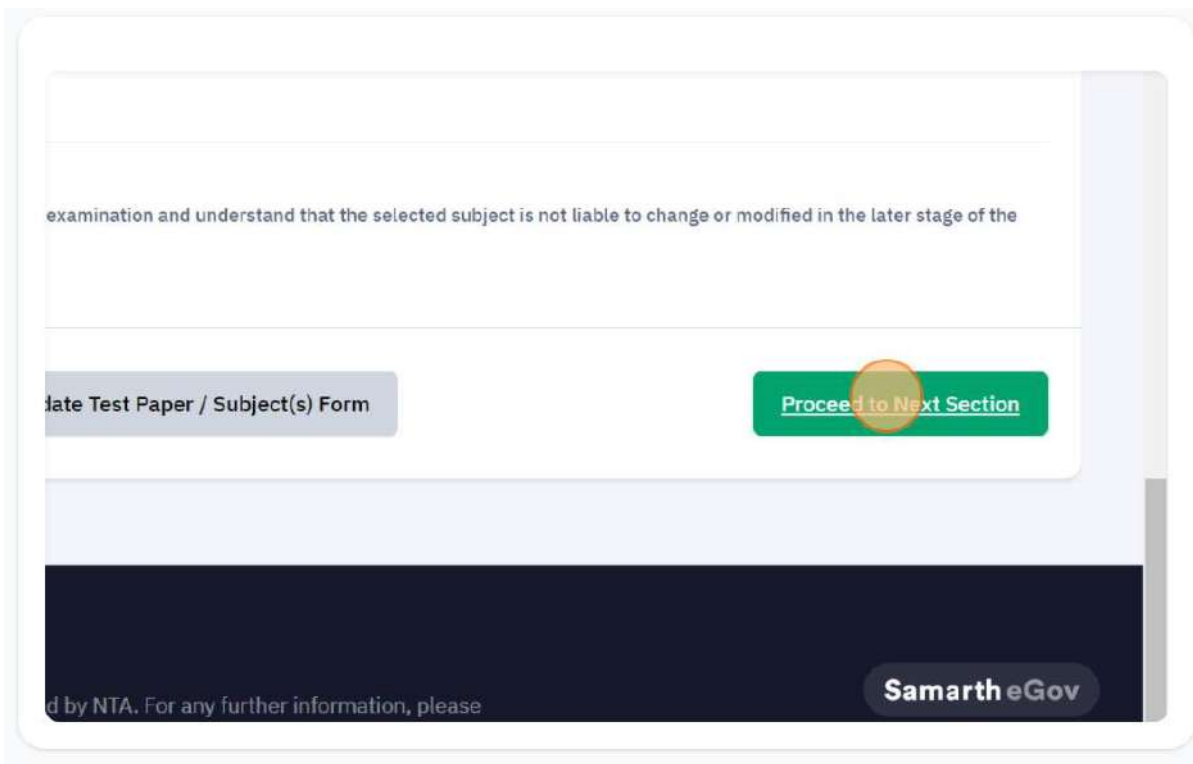
- Applicant can update the **test paper/subject selection** (if required) or move to the next section.

Selected the above subjects for CUET (UG) – 2022 examination and understand that the selected subject is not liable to change or modified

Update Test Paper / Subject(s) Form

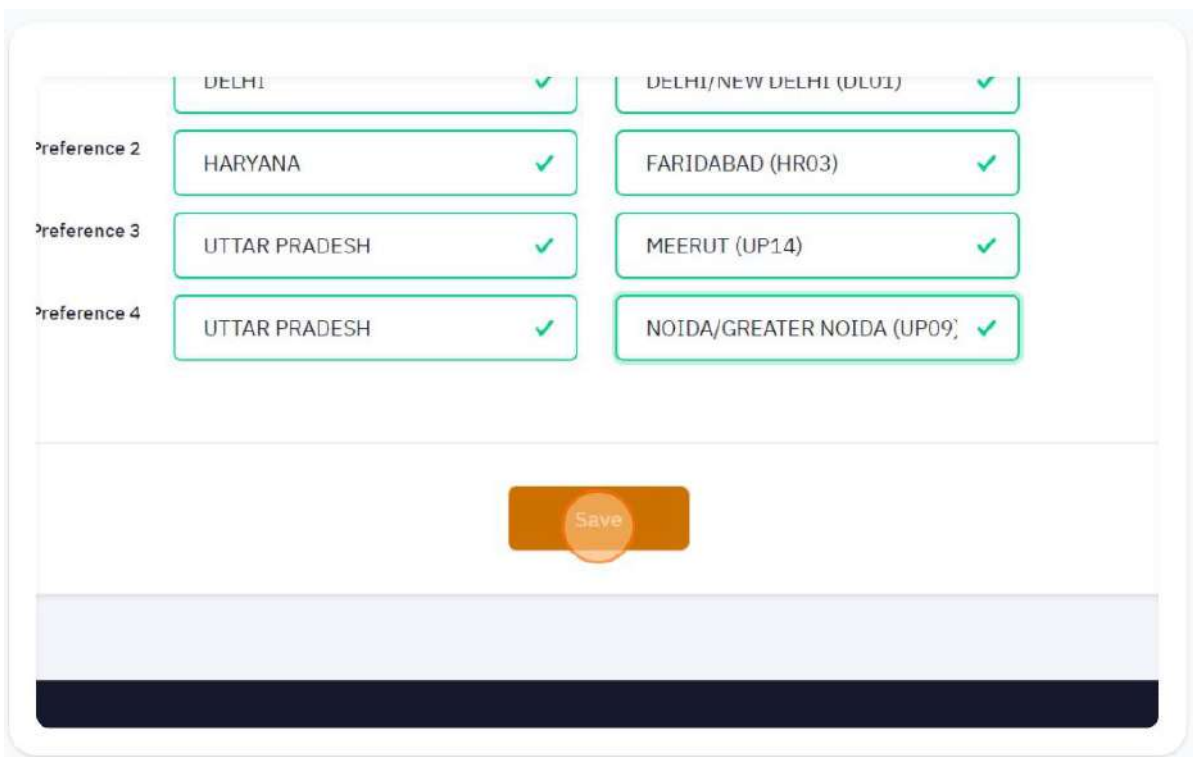
Pr

with eGov and the contents are provided by NTA. For any further information, please

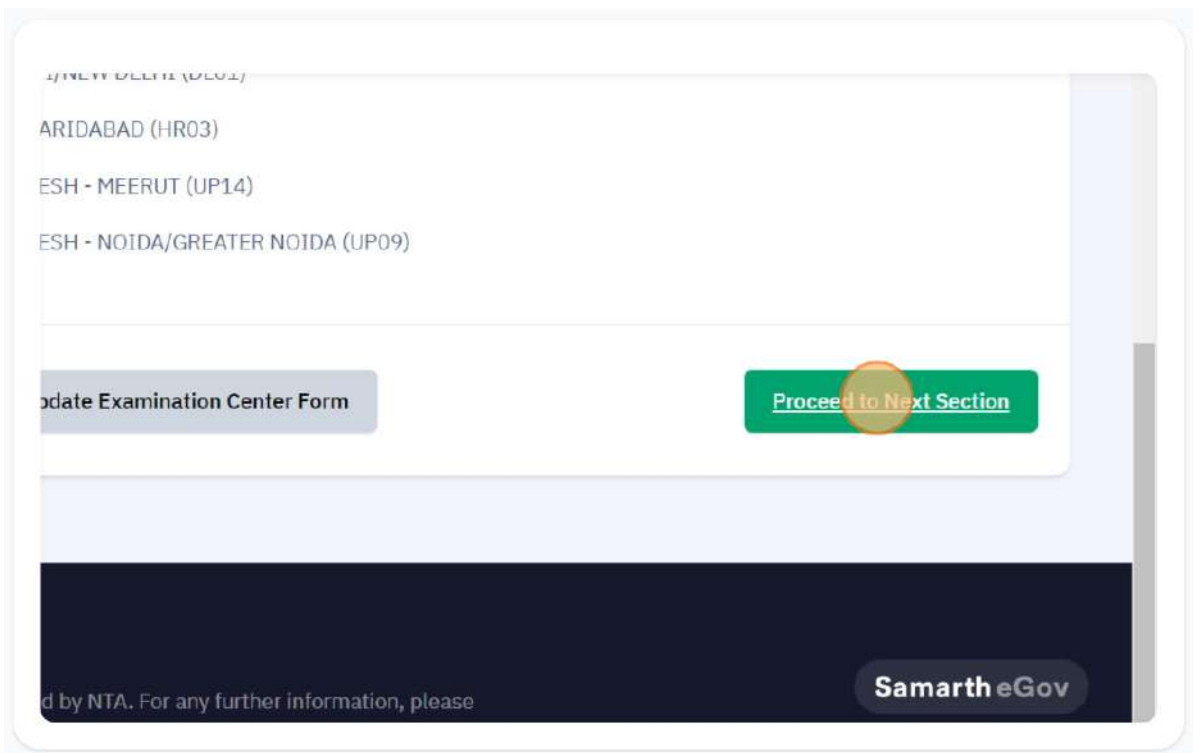


Step 11: Examination Center Selection

- Applicant can select the four preferences of the **examination center** details on the basis of their preferences.
- Click the **“save”** button to proceed further.



- Applicant can also update the examination center (if required) or can proceed to the next section

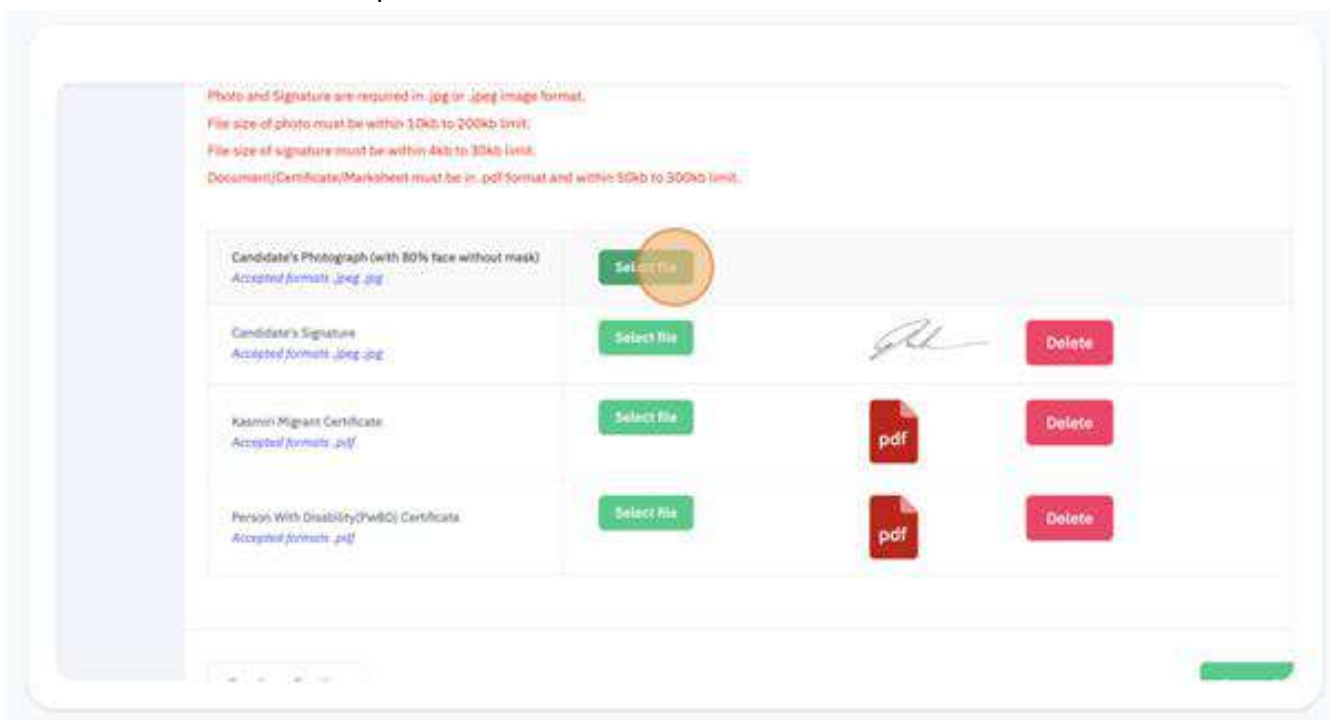


Step 12: Upload section

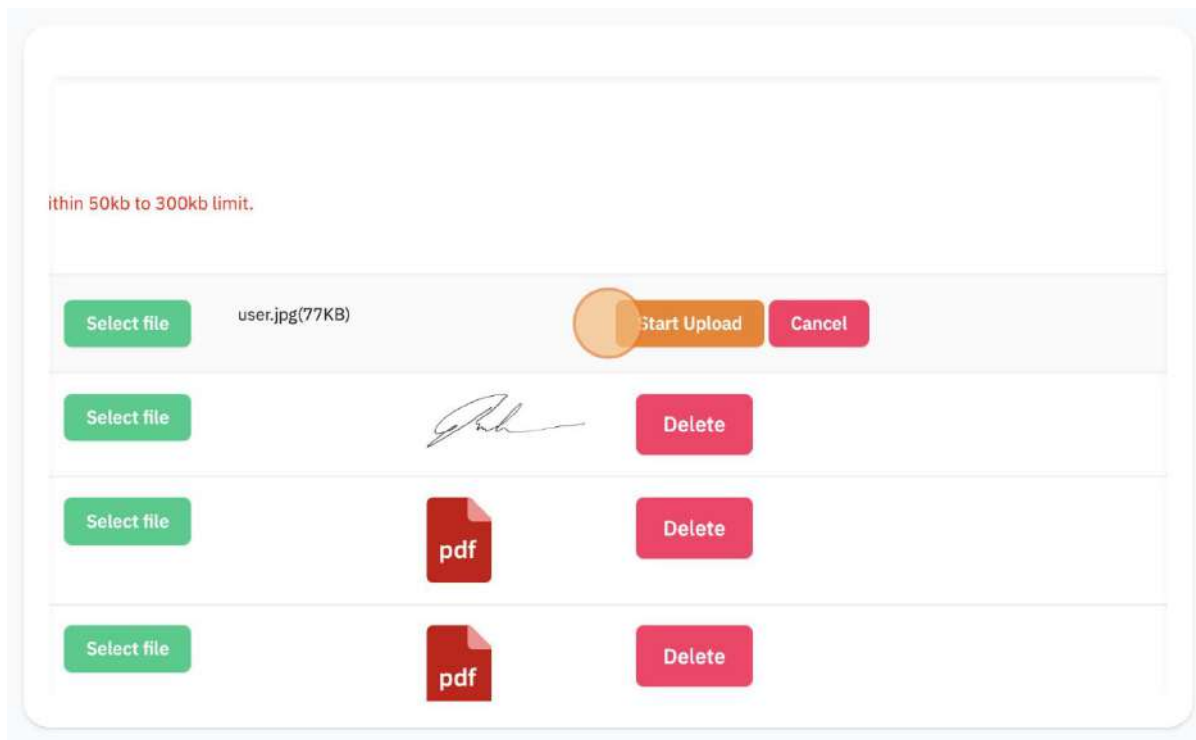
- Applicant have to upload the supporting documents for the details mentioned in the application form to move to the next section.
- The “delete” button is provided to delete the wrongly uploaded photo, signature & documents of the applicant.

Note: Please read the important information regarding the size and type of documents to be uploaded.

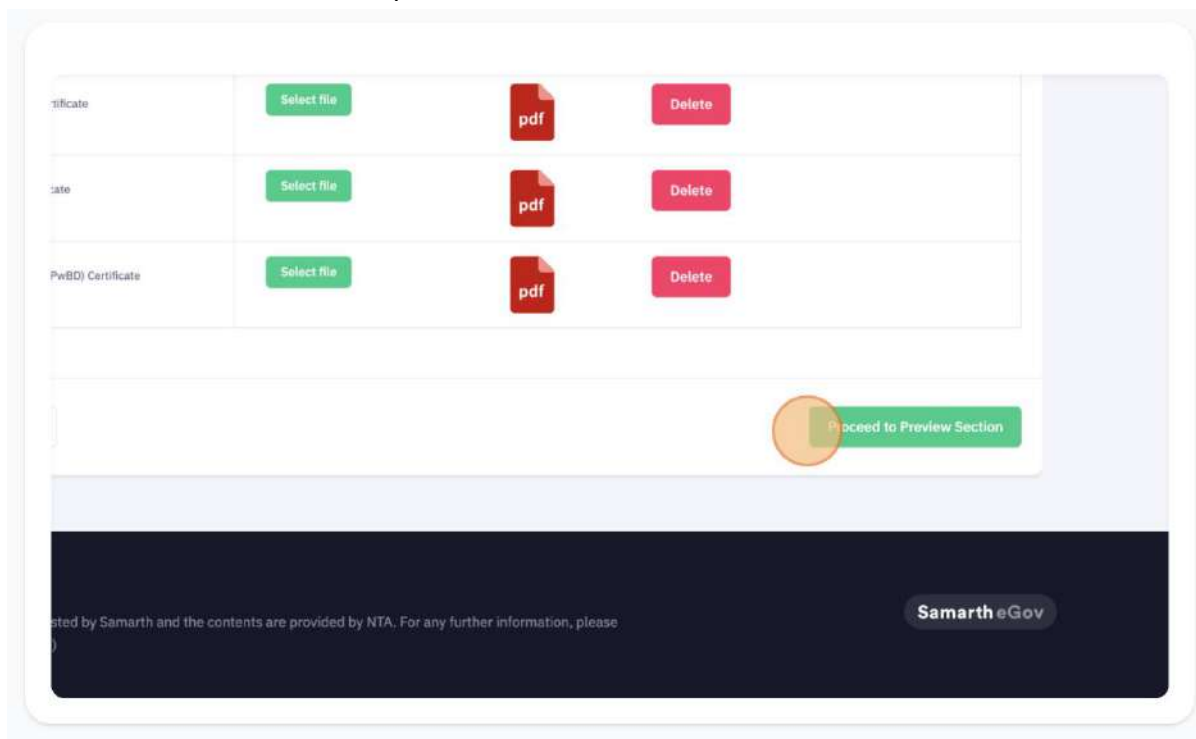
- Select the file to be uploaded



- Then click on Start upload button to start the uploading



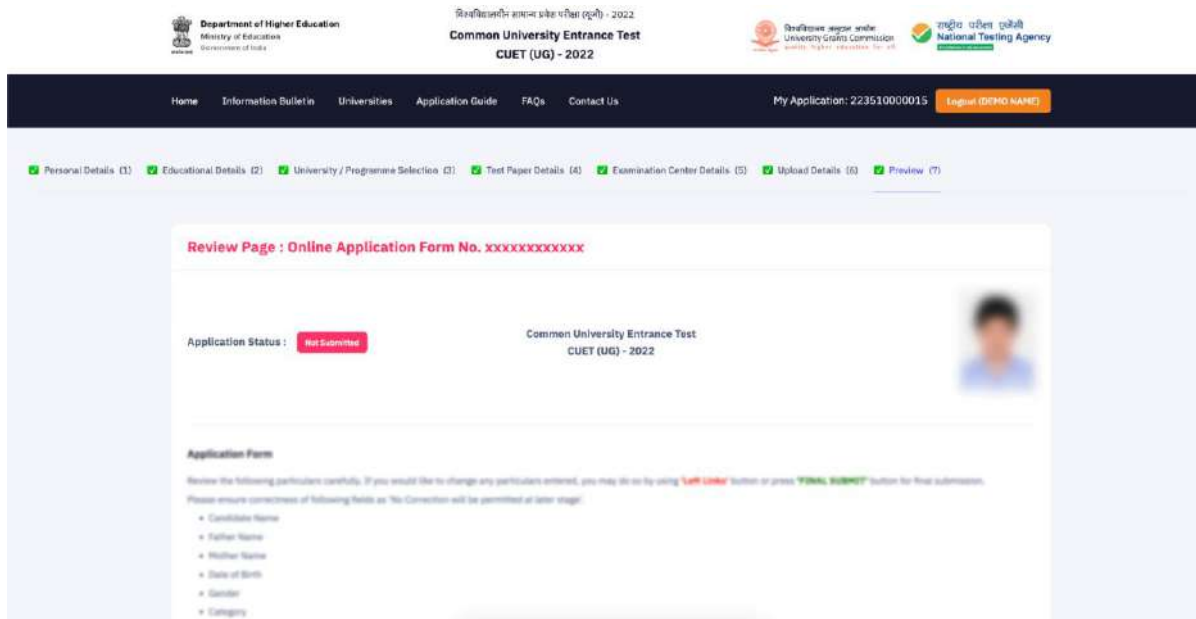
- Once all the files are uploaded click on Proceed to Preview Section



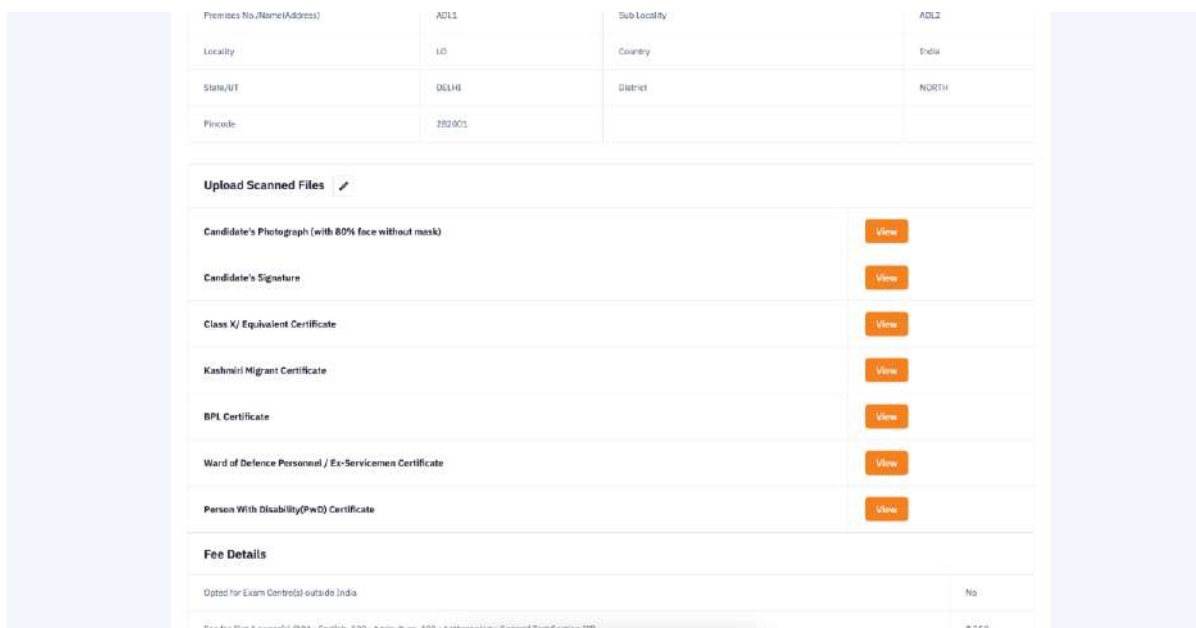
Step 13: Preview the complete Form

Applicant can view & update the application form before payment of the fee.

Note: Applicant must check all of the checklist (personal details + Test paper selection + declaration) before the final fee submission



Once all the details are verified check all the uploaded documents using the view button in the **Uploaded Scanned Files** section.



Now, in the **Particulars Checklist to be Verified** click on the all the checkboxes near each field items to confirm your acknowledgement on all the details furnished.

Preference 1 (DELHI - DELHI/NEW DELHI (DL01))

Preference 2 (HARYANA - FARIDABAD (HR03))

Preference 3 (UTTAR PRADESH - GHAZIABAD (UP07))

Preference 4 (UTTAR PRADESH - NOIDA/GREATER NOIDA (UP09))

I have verified my university programme selection and applied for eligible programmes.

I hereby declare that I have filled up this online application after carefully reading the Information Bulletin and fully understanding the provisions/ procedures mentioned therein. I further declare that all the particulars given by me in this application are true to the best of my knowledge and belief. I agree that my Result may be withheld/ not declared/ my candidature may automatically stand cancelled. In case it is found at any point of time in future that false information has been furnished in this application, I shall abide by these terms and conditions as well as those laid down in the Information Bulletin, Public Notices and Advisories issued by NTA regarding this exam from time to time.

The information given above is true to the best of my knowledge and belief. I am responsible for the correctness of the information provided by me in the application form and the documents uploaded along with it. In case if it is discovered at a later date in the subsequent stages of admission process that the information is incorrect, I understand that my candidature is liable to be cancelled and further action may be taken against me by NTA or the participating Institution or other Authorities.

Further, I authorize NTA to share the details submitted by me in my application form and those relating to the results of my appearance in CUET (UG) - 2022, if required, with the University/ies to whom I intend to apply, whose name/s are indicated by me in my application form, to facilitate the admission process.

Update Application Form

Proceed to Payment

© Disclaimer:

This site is designed and hosted by Samarth and the contents are provided by NTA. For any further information, please contact to NTA.
Version 1.0

Samarth eGov

Step 14: Read the site message before fee submission

My question paper medium is correct, which is [English](#)
 My choice of examination cities in order of preference are
 Preference 1 :DELHI (HR03)
 Preference 2 :DELHI (UP07)
 Preference 3 :DELHI (UP24)
 Preference 4 :DELHI (UP09)

I have verified my university programme selection and applied for eligible programmes.
 I hereby declare that I have filled up this online application after carefully reading the Information Bulletin and fully understanding the provisions/ procedures mentioned therein. I further declare that all the particulars given by me in this application are true to the best of my knowledge and belief. I agree that my Result may be withheld/ not declared/ my candidature may automatically stand cancelled, In case it is found at any point of time in future that false information has been furnished in this application. I shall abide by these terms and conditions as well as those laid down in the Information Bulletin, Public Notices and Advisories issued by NTA regarding this exam from time to time.
 I have verified all the details filled in application form. After FINAL SUBMIT of application no modifications will be allowed.

No modification will be allowed after FINAL SUBMIT. Please check your application form. Click cancel to edit your details or click ok to proceed to payment section.

Please confirm your Email ID in order to proceed to pay the fees

Home Information Bulletin Universities Application Guide FAQs Contact Us
My Application: 2210000013


Email ID

Contact Details

Candidate's Email ID

candidate@mail.com ✓

Confirm Email ID



Enter Security Pin

(Click on the text to change)

Step 15: Fee Payment

Applicant can now proceed to the payment of Application form among the different payment options.

Note : Examination form fee automatically fetched on the basis of test paper selection.

भारत सरकार Government of India
 शिक्षा विभाग Ministry of Education
 विश्वविद्यालय अनुदान आयोग University Grants Commission
 राष्ट्रीय प्रविष्टि एजेंसी National Testing Agency
 समर्थ Samarth, ICT Initiative of MHRD

Department of Higher Education
 Ministry of Education
 Government of India

विश्वविद्यालय अनुदान आयोग
 University Grants Commission
 Right to Higher Education for All

राष्ट्रीय प्रविष्टि एजेंसी
 National Testing Agency

विश्वविद्यालय प्रवेश परीक्षा (एनटी) - 2022
Common University Entrance Test
CUET (UG) - 2022

Home Information Bulletin Universities Application Guide FAQs Contact Us
 My Application: 223510000016 [Logout \(DEMO NAME\)](#)

Registration Payment

Candidate's Name (As per class X or Equivalent Certificate)	DEMO NAME
Gender	Male
Category	General/Unreserved
PwBD Category	Yes Locomotor disability as specified in the Schedule of RPwD Act, 2016
Opted for Exam Centre(s) outside India	No
Fee for Slot 1 paper(s) (101 : English, 302 : Agriculture, 303 : Anthropology, General Test Section III)	₹ 550
Fee for Slot 2 paper(s) (102 : Hindi, 103 : Assamese, 305 : Business Studies, 307 : Environmental Studies, 314 : History)	₹ 550
Total Amount To be Paid	₹ 1

Processing charges and Goods & Service Taxes (GST) are to be paid by the candidate, as applicable.
 If your payment is deducted please check your payment status in My Payments section before initiating second transaction.
 No modifications will be allowed after completion of payment process.

- [State Bank of India \(SBI\)](#)
 [Canara Bank](#)
 [ICICI Bank](#)
 [Paytm](#)

[Back to Dashboard](#)

© Disclaimer.

This site is designed and hosted by Samarth and the contents are provided by NTA. For any further information, please contact to NTA. (version 1.0)

[Samarth eGov](#)

Step 16: Print confirmation page

Applicant must download the confirmation for the future reference.



विश्वविद्यालयी स्तरावय प्रवेश परीक्षा (कुजी) - 2022
Common University Entrance Test
CUET (UG) - 2022



CUET (UG) - 2022 Application submitted successfully for application number

[Download / Print Confirmation Page](#)

[Back to Dashboard](#)




© Disclaimer:

This site is designed and hosted by Samarth and the contents are provided by NTA. For any further information, please contact to NTA, (version 1.0)





Common University Entrance Test CUET (UG) - 2022

Application Number	223510000021			
DO NOT SEND THIS PAGE TO NATIONAL TESTING AGENCY (NTA)				
CANDIDATE IS REQUIRED TO RETAIN THE PRINTOUT OF CONFIRMATION PAGE FOR FUTURE REFERENCE				
Personal Details				
Candidate's Name	DEMO NAME	Father's Name	FN	
Mother's Name	MOTHER NAME	Guardian's Name	GUARDIAN NAME	
Candidate's Date of Birth	3-01-2000	Gender	Male	
Nationality	Indian	Mode of Preparation	Tutorial Classes in School	
Category	General/Unreserved	Are you Diabetic	No	
PwBD Candidate with benchmark disability 40% or more	Yes (Locomotor disability as specified in the Schedule of RPwD Act, 2016)		Scribe Required	Yes
State/ UT from where 12th/ Equivalent Passed/ Appearing	DELHI			
Medium of Schooling in 12th/Equivalent Examination	Dogri		Are you Kashmiri Migrant	Yes
Are you a ward of University Employee	Yes		Claim for Sports Quota	Yes
Ward of Defence Personnel / Ex-Servicemen	Yes		Claim for NCC Quota	Yes
Do you belong to Below Poverty Line	Yes			
Test Paper / Subject(s) Selection Details				
Test Paper / Subject(s) Selection for Slot-1				
Language from Section IA	101 : English	Domain-Specific Subject 1	302 : Agriculture	
Domain-Specific Subject 2	304 : Biology/Biological Studies/Biotechnology/Biochemistry	Applied for General Test Section III	Yes	
Test Paper / Subject(s) Selection for Slot-2				
Additional Language from Section IA & IB	105 : Gujarati	Additional Language from Section IA & IB in lieu of Domain-specific subject	107 : Malayalam	
Domain-Specific Subject 3	306 : Chemistry	Domain-Specific Subject 4	303 : Anthropology	
Domain-Specific Subject 5	319 : Mathematics	Domain-Specific Subject 6	Not Applicable	
Examination Center City Selection Details				
Question Paper Medium	Assamese			
Center City Preference 1	PORT BLAIR (AN01)	Center City Preference 2	ITANAGAR/NAHARLAGUN (AL01)	
Center City Preference 3	RI BHOI (MG03)	Center City Preference 4	KOHIMA (NL02)	
Present Address :	ADL1, , , NICOBARS, ANDAMAN AND NICOBAR ISLANDS, India, 282001			
Permanent Address :	ADL1, , , NICOBARS, ANDAMAN AND NICOBAR ISLANDS, India, 282001			
Contact Details :				
Images Uploaded by Candidate				
Candidate's Photograph	Candidate's Signature			
				
Fee Payment Details				
Application Number	Amount	Transaction Date	Transaction ID	Transaction Order ID
223510000021	₹ 1.00	2022-04-06 10:07:20	20220406111212800110168253630022020	361692
University / Programme Selection				
MAHATMA GANDHI CENTRAL UNIVERSITY : Bachelor of Commerce (Honours)				
GURU GHASIDAS VISHWAVIDYALAYA : BA (Honours) - Anthropology				
CENTRAL UNIVERSITY OF GUJARAT : German Studies B.A. (Hons.), Chinese B.A. (Hons.), 5-Years Integrated/ Dual Degree B.A.-M.A. in Social Management				
CENTRAL UNIVERSITY OF ANDHRA PRADESH : B.Sc. (Hons) Economics, BVoc Retail Management and IT				

Corrigendum
(Corrected on 18.04.2022)

Chapter/Para No	Existing	To be read as (Revised)
Step 2- Sub point (vi)	The size of the scanned copy of the Class X/ Equivalent Certificate should be in pdf between 50kb to 300kb (clearly legible).	Sub point (vi) is dropped and the sub points are renumbered.
10.3-Sub Clause VI	If none of the options is found correct or a question is found to be wrong or a question is dropped then all candidates who have appeared will be given five marks(+5) marks	If none of the options is found correct or a question is found to be wrong or a question is dropped, then all candidates who have attempted the dropped question will be given five marks(+5) marks.
11.1-Clause (a)	Evaluation of multiple choice questions of all the test/subjects will be carried out using final answer keys and raw(actual) marks obtained by a candidate will be considered further for computation of the result of CUET (UG)-2022	Clause (a) is dropped and the sub-clauses are renumbered.
Appendix – VIII S.No. (156)	Upload Image/Pdf of Class X/ Equivalent Certificate	S.No. (156) is dropped and the S.No. are renumbered.



**Mahatma Gandhi
Antarrashtriya Hindi
Vishwavidyalaya**



Manipur University



**Maulana Azad National
Urdu University**



Mizoram University



Nagaland University



**North Eastern Hill
University**



Pondicherry University



**Rajiv Gandhi
University**



Sikkim University




Tezpur University



**The English and Foreign
Languages University**



Tripura University



University of Allahabad



University of Delhi



University of Hyderabad



**Vishwa Bharati
University**



**Mahatma Gandhi
Central University**



**Central Sanskrit
University**



**Shri Lal Bahadur Shastr
National Sanskrit
University**



**National Sanskrit
University**



011-40759000



Information Bulletin



National Testing Agency

(An autonomous organization under the Department of Higher Education, Ministry of Education, Government of India)

Help Line: For Technical support, contact following during working days between 10.00 a.m. and 5.00 p.m.

Website:- <https://cuet.samarth.ac.in>, www.nta.ac.in
Email ID: cuet-ug@nta.ac.in